

Japan Test Report


Equipment : Sona IF573 802.11ax Wi-Fi 6E Module with Bluetooth 5.4
Model No. : Sona IF573
Brand Name : Laird Connectivity
Applicant : Laird Connectivity LLC
Address : W66N220 Commerce Court, Cedarburg, WI 53012 United States Of America
Standard : Article 2 Paragraph 1 Item 19
Received Date : Jan. 17, 2023
Tested Date : Aug. 09, 2023

Measurement was conducted by the following test method:
the test method of Ordinance Concerning Technical Regulations Conformity Certification etc. of Specified Radio Equipment in Annex 1, the Ministry of Internal Affairs and Communications notification in Annex "43" of Article 88, Paragraph 1 and ARIB STD-T66.

We, International Certification Corporation, would like to declare that the tested sample has been evaluated and in compliance with the requirement of the above standards. The test results contained in this report refer exclusively to the product. It shall not be reproduced except in full without the written approval of our laboratory.

Reviewed by:

Approved by:


Alex Huang / Supervisor


Gary Chang / Manager

Table of Contents

1	GENERAL DESCRIPTION	5
1.1	Information.....	5
1.2	Test Equipment and Calibration Data	8
1.3	Testing Applied Standards	8
1.4	Deviation from Test Standard and Measurement Procedure.....	8
1.5	Measurement Uncertainty	8
2	TEST CONFIGURATION.....	10
2.1	Testing Location and Conditions	10
2.2	Testing Facility	10
2.3	Supporting Units.....	10
2.4	The Worst Test Modes and Channel Details	10
3	TRANSMITTER TEST RESULTS	11
3.1	Antenna Power	11
3.2	Frequency Tolerance	12
3.3	Occupied Bandwidth	13
3.4	Transmitter Spurious Emissions.....	14
3.5	Interference Prevention Function	15
4	RECEIVER TEST RESULTS.....	16
4.1	Receiver Spurious Emissions.....	16
5	TEST LABORATORY INFORMATION	17
 Appendix A. Antenna Power		
Appendix B. Frequency Tolerance		
Appendix C. Occupied Bandwidth		
Appendix D. Transmitter Spurious Emissions		
Appendix E. Interference Prevention Function		
Appendix F. Receiver Spurious Emissions		

Release Record

Report No.	Version	Description	Issued Date
JR311701AE	Rev. 01	Initial issue	Sep. 20, 2023

Summary of Test Results

Ref. Std. Clause	Description	Result
3.2(2)(3)	Antenna Power	Pass
3.2(4)	Frequency Tolerance	Pass
3.2(6)	Transmitter Spurious Emission	Pass
3.2(7)	Occupied Bandwidth	Pass
3.3(1)	Receiver Emission	Pass
3.4.1	Interference prevention function	Pass

Declaration of Conformity:

The test results with all measurement uncertainty excluded are presented in accordance with the regulation limits or requirements declared by manufacturers.

Comments and Explanations:

The declared of product specification for EUT presented in the report are provided by the manufacturer, and the manufacturer takes all the responsibilities for the accuracy of product specification.

1 General Description

1.1 Information

1.1.1 Product Details

The configuration of the EUT is shown as the following:

Model Name	Part No.	Description
Sona IF573	453-00117	Module, Sona IF573, MIMO, MHF4
	453-00118	Module, Sona IF573, MIMO, Trace Pin

1.1.2 Specification of the Equipment under Test (EUT)

Power Type	3.3Vdc from host
Type(s) of Modulation / Technology	GFSK = 125kbps / 500kbps / 1Mbps / 2Mbps
Frequency Range (MHz)	2402 ~ 2480 MHz
Total Channel Number	40
HW Version	R1.0
SW Version	18.15 RC1.54 wI0: May 21 2023 19:48:44 version 18.53.212.8(7e2f89f) FWID 01-2b47fc4c

1.1.3 Accessories

N/A

1.1.4 Antenna Details

Ant. No.	Manufacturer	Model	Part Number	Type	Connector	Operating Frequencies / Gain (dBi)		
						2.4GHz	5GHz	6GHz
1	JOYMAX	TWX-100B RSAX-2001	NA	Dipole	RP-SMA	2	4	4
2	Laird	FlexMIMO 6E	EFD2471A3 S-10MH4L	PIFA	MHF4L	2.2	3.8	3.3
3	Laird	Mini NanoBlade Flex 6 GHz	EMF2471A 3S-10MH4L	PCB Dipole	MHF4L	2.4	4.4	5.2
4	Laird	FlexPIFA 6E	EFB2471A3 S-10MH4L	PIFA	MHF4L	2.2	3.9	3.8

Note: Please refer to antenna report for more details about antenna pattern and other information.

1.1.5 Antenna Power

Operating Mode	Rated Power (mW)	Measured Conducted Power (mW)	Radiated Power (mW)
BT-LE-125kbps	5.50	5.212	9.057
BT-LE-500kbps	5.50	5.272	9.162
BT-LE-1Mbps	5.50	5.224	9.078
BT-LE-2Mbps	5.50	5.164	8.974

1.1.6 Channel List

Frequency band (MHz)				2400~2483.5			
Channel	Frequency (MHz)	Channel	Frequency (MHz)	Channel	Frequency (MHz)	Channel	Frequency (MHz)
37	2402	9	2422	18	2442	28	2462
0	2404	10	2424	19	2444	29	2464
1	2406	38	2426	20	2446	30	2466
2	2408	11	2428	21	2448	31	2468
3	2410	12	2430	22	2450	32	2470
4	2412	13	2432	23	2452	33	2472
5	2414	14	2434	24	2454	34	2474
6	2416	15	2436	25	2456	35	2476
7	2418	16	2438	26	2458	36	2478
8	2420	17	2440	27	2460	39	2480

1.1.7 Test Tool and Power Index

Test Tool
By Command, Version: 10.0.0.177

Power Index			
Modulation Mode	Test Frequency (MHz)		
	2402	2440	2480
BT-LE-125kbps	Default	Default	Default
BT-LE-500kbps	Default	Default	Default
BT-LE-1Mbps	Default	Default	Default
BT-LE-2Mbps	Default	Default	Default

1.1.8 Test Voltage

Test Voltage	<input checked="" type="checkbox"/> Vnom (3.3 Vdc)	<input checked="" type="checkbox"/> Vmax (3.6 Vdc)	<input checked="" type="checkbox"/> Vmin (3.13 Vdc)
--------------	--	--	---

1.1.9 Protection Method for High Frequency and Modulation Section

Protected Method	Description
Glued key component	The RF chipset will be protected by glue.

1.2 Test Equipment and Calibration Data

Test Item	RF Conducted						
Test Site	(TH01-WS)						
Tested Date	Aug. 09, 2023						
Instrument	Brand	Model No.	Serial No.	Calibration Date	Calibration Until	Calibration Authority	Calibration Method
Spectrum Analyzer	R&S	FSV40	101910	Apr. 14, 2023	Apr. 13, 2024	ETC	(C)
DC POWER SOURCE	GW INSTEK	GPC-6030D	GES855395	Oct. 31, 2022	Oct. 30, 2023	ETC	(C)
Power Meter	Anritsu	ML2495A	1241002	Nov. 23, 2022	Nov. 22, 2023	ETC	(C)
Power Sensor	Anritsu	MA2411B	1207366	Nov. 23, 2022	Nov. 22, 2023	ETC	(C)
Measurement Software	Sporton	SENSE-T66_FS	V5.10.7	NA	NA	N/A	N/A
<p>Note 1: Calibration Interval of instruments listed above is one year.</p> <p>Note 2: Calibration Method</p> <p>a. Calibration conducted by the National Institute of Information and Communications Technology(NICT) or a designated calibration agency under Article 102-18 paragraph (1) of the Radio Law.</p> <p>b. Calibration conducted pursuant to the provisions of Article 135 or Article 144 of the Measurement Law (Law No. 51 of 1992) Japan Calibration Service System.</p> <p>c. Calibration conducted in foreign countries, which shall be equivalent to the calibration conducted by the NICT or a designated calibration agency under Article 102-18 paragraph (1).</p> <p>d. Calibration conducted by using other equipment that listed above from a) to c).</p>							

1.3 Testing Applied Standards

According to the specifications of the manufacturer, the EUT must comply with the requirements of the following standards:

Article 2 Paragraph 1 Item 19

1.4 Deviation from Test Standard and Measurement Procedure

None

1.5 Measurement Uncertainty

The measurement uncertainties given below are based on a 95% confidence level (based on a coverage factor ($k=2$)).

Measurement Uncertainty	
Parameters	Uncertainty
Bandwidth	± 34.139 Hz
Conducted power	± 0.808 dB
Frequency error	$\pm 1 \times 10^{-9}$
TX Conducted emission	± 2.680 dB
RX Conducted emission	± 3.034 dB

2 Test Configuration

2.1 Testing Location and Conditions

Test Site	Site Category	Ambient Condition	Tested By
TH01-WS	OVEN Room	25°C / 65%	Ryan Lee

2.2 Testing Facility

Test Laboratory	International Certification Corporation
Test Site	TH01-WS
Address of Test Site	No.3-1, Lane 6, Wen San 3rd St., Kwei Shan Dist., Tao Yuan City 33381, Taiwan (R.O.C.)

2.3 Supporting Units

Support Equipment List				
No.	Equipment	Brand Name	Model Name	Remark
1	Laptop	DELL	Latitude E5470	---

2.4 The Worst Test Modes and Channel Details

Test item	Mode	Test Frequency (MHz)	Test method	Mode
Antenna Power Frequency Tolerance Occupied Bandwidth Transmitter Spurious Emission Interference prevention function	BT-LE-125kbps BT-LE-500kbps BT-LE-1Mbps BT-LE-2Mbps	2402 / 2440 / 2480	Conducted	TX
Receiver Spurious Emissions	BT-LE-125kbps BT-LE-500kbps BT-LE-1Mbps BT-LE-2Mbps	2402 / 2440 / 2480	Conducted	RX

3 Transmitter Test Results

3.1 Antenna Power


3.1.1 Limit of Antenna Power

Mode	Limit	Tolerance
1) FH, FH+DS, FH+OFDM	3 mW / MHz	+20 % , -80 %
2) OFDM(Narrow- bandwidht), DS	10 mW / MHz	
3) Other than 1) & 2)	10mW	
4) OFDM (Wide-band)	5 mW / MHz	

3.1.2 Test Procedures

Measure the total power by Power Meter

3.1.3 Test Setup



3.1.4 Test Results

Refer to Appendix A.

3.2 Frequency Tolerance

3.2.1 Limit of Frequency Tolerance


Frequency tolerance shall be +/- 50ppm.

3.2.2 Test Procedures

1. Set Span = 500kHz, RBW = 1kHz, VBW = 3kHz, Sweep time = Auto, detector = Peak.
2. Use Peak search function to find the max peak value and record this value (RF).
3. Calculate frequency tolerance by below formula
$$FT(ppm) = \{ (RF) - (MF) / (MF) \} \times 1000000$$

(FT: Frequency Tolerance, RF: Reading Frequency, MF: Measurement Frequency.)

3.2.3 Test Setup



3.2.4 Test Results

Refer to Appendix B.

3.3 Occupied Bandwidth


3.3.1 Limit of Occupied Bandwidth

Mode	Limit (MHz)
FH	83.5
FH+DS	83.5
FH+OFDM	83.5
OFDM(Narrow- bandwidht), DS	26
Others	26
OFDM (Wide-band)	38

3.3.2 Test Procedures

1. Set Span = 40MHz, RBW = VBW = 300kHz, detector = Peak, Sweep time = Auto.
2. Enable OBW function of spectrum analyzer to measure OBW and capture test plot.

3.3.3 Test Setup



3.3.4 Test Results

Refer to Appendix C.

3.4 Transmitter Spurious Emissions


3.4.1 Limit of Transmitter Spurious Emissions

Item	Limits
Tx Spurious Emission	$\leq 2.5 \mu\text{W} / \text{MHz}$ ($2387\text{MHz} > f ; 2496.5\text{MHz} < f$).
	$\leq 25 \mu\text{W} / \text{MHz}$ ($2387\text{MHz} \leq f < 2400\text{MHz}$) and ($2483.5\text{MHz} < f \leq 2496.5\text{MHz}$).

3.4.2 Test Procedures

1. Set EUT to transmit at rated power and channel to perform test.
2. Set RBW = VBW = 1MHz, Detector type = Peak, Sweep time = Auto.
3. Following above setting of spectrum analyzer to measure spurious emission of 30~12500 MHz.

3.4.3 Test Setup



3.4.4 Test Results

Refer to Appendix D.

3.5 Interference Prevention Function

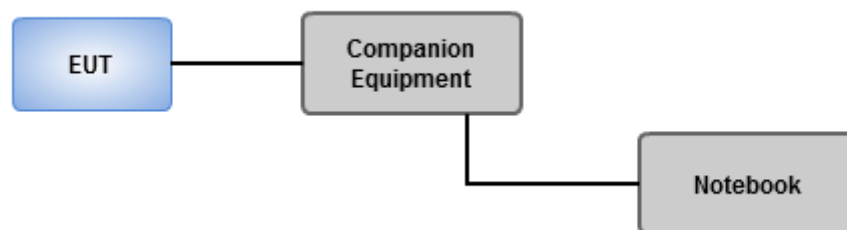
3.5.1 Limit of Interference Prevention Function

Limits
The identification code shall be 48 bits long

3.5.2 Test Procedures

1. Set EUT under operating mode and link up with companion equipment
2. Check communication status between EUT and companion equipment is normal
3. Confirm the MAC address of EUT

3.5.3 Test Setup



3.5.4 Test Results

Refer to Appendix E.

4 Receiver Test Results

4.1 Receiver Spurious Emissions

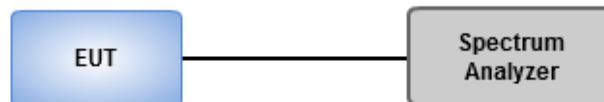
4.1.1 Limit of Receiver Spurious Emissions

Item	Limits
Rx Spurious Emission	$\leq 4\text{nW}$ ($f < 1\text{GHz}$).
	$\leq 20\text{nW}$ ($1\text{GHz} \leq f$).

4.1.2 Test Procedures

1. Set EUT under receiving condition to perform test
2. Set RBW = VBW = 100kHz, detector = Peak, Sweep time = Auto for emission measurement below 1GHz.
3. Set RBW = VBW=1MHz, detector = Peak, Sweep time = Auto for emission measurement above 1GHz.

4.1.3 Test Setup



4.1.4 Test Results

Refer to Appendix F.

5 Test laboratory information

Established in 2012, ICC provides foremost EMC & RF Testing and advisory consultation services by our skilled engineers and technicians. Our services employ a wide variety of advanced edge test equipment and one of the widest certification extents in the business.

International Certification Corporation (EMC and Wireless Communication Laboratory), it is our definitive objective is to institute long term, trust-based associations with our clients. The expectation we set up with our clients is based on outstanding service, practical expertise and devotion to a certified value structure. Our passion is to grant our clients with best EMC / RF services by oriented knowledgeable and accommodating staff.

Our Test sites are located at Linkou District and Kwei Shan District. Location map can be found on our website <http://www.icertifi.com.tw>.

Linkou

Tel: 886-2-2601-1640

No.30-2, Ding Fwu Tsuen, Lin Kou
District, New Taipei City, Taiwan
(R.O.C.)

Kwei Shan

Tel: 886-3-271-8666

No.3-1, Lane 6, Wen San 3rd
St., Kwei Shan Dist., Tao Yuan
City 33381, Taiwan (R.O.C.)
No.2-1, Lane 6, Wen San 3rd
St., Kwei Shan Dist., Tao Yuan
City 33381, Taiwan (R.O.C.)

Kwei Shan Site II

Tel: 886-3-271-8640

No.14-1, Lane 19, Wen San 3rd
St., Kwei Shan Dist., Tao Yuan
City 33381, Taiwan (R.O.C.)

If you have any suggestion, please feel free to contact us as below information.

Tel: 886-3-271-8666

Fax: 886-3-318-0345

Email: ICC_Service@icertifi.com.tw

==END==

Summary

Mode	Result	Power (dBm)	Power (mW)	Declare (mW)	Tolerance (%)	Limit+ (%)	Limit- (%)
2.4-2.4835GHz	-	-	-	-	-	-	-
BT-LE(125kbps)	Pass	7.17	5.21195	5.50000	-5.24	20	-80

Result

Mode	Result	Power (dBm)	Power (mW)	Declare (mW)	Tolerance (%)	Limit+ (%)	Limit- (%)
BT-LE(125kbps)	-	-	-	-	-	-	-
2402MHz_TnomVnom	Pass	6.43	4.39542	5.50000	-20.08	20	-80
2402MHz_TnomVmin	Pass	6.42	4.38531	5.50000	-20.27	20	-80
2402MHz_TnomVmax	Pass	6.44	4.40555	5.50000	-19.90	20	-80
2440MHz_TnomVnom	Pass	6.96	4.96592	5.50000	-9.71	20	-80
2440MHz_TnomVmin	Pass	6.95	4.95450	5.50000	-9.92	20	-80
2440MHz_TnomVmax	Pass	6.97	4.97737	5.50000	-9.50	20	-80
2480MHz_TnomVnom	Pass	7.16	5.19996	5.50000	-5.46	20	-80
2480MHz_TnomVmin	Pass	7.15	5.18800	5.50000	-5.67	20	-80
2480MHz_TnomVmax	Pass	7.17	5.21195	5.50000	-5.24	20	-80

Summary

Mode	Result	Power (dBm)	Power (mW)	Declare (mW)	Tolerance (%)	Limit+ (%)	Limit- (%)
2.4-2.4835GHz	-	-	-	-	-	-	-
BT-LE(500kbps)	Pass	7.22	5.27230	5.50000	-4.14	20	-80

Result

Mode	Result	Power (dBm)	Power (mW)	Declare (mW)	Tolerance (%)	Limit+ (%)	Limit- (%)
BT-LE(500kbps)	-	-	-	-	-	-	-
2402MHz_TnomVnom	Pass	6.53	4.49780	5.50000	-18.22	20	-80
2402MHz_TnomVmin	Pass	6.52	4.48745	5.50000	-18.41	20	-80
2402MHz_TnomVmax	Pass	6.54	4.50817	5.50000	-18.03	20	-80
2440MHz_TnomVnom	Pass	7.09	5.11682	5.50000	-6.97	20	-80
2440MHz_TnomVmin	Pass	7.08	5.10505	5.50000	-7.18	20	-80
2440MHz_TnomVmax	Pass	7.10	5.12861	5.50000	-6.75	20	-80
2480MHz_TnomVnom	Pass	7.21	5.26017	5.50000	-4.36	20	-80
2480MHz_TnomVmin	Pass	7.20	5.24807	5.50000	-4.58	20	-80
2480MHz_TnomVmax	Pass	7.22	5.27230	5.50000	-4.14	20	-80

Summary

Mode	Result	Power (dBm)	Power (mW)	Declare (mW)	Tolerance (%)	Limit+ (%)	Limit- (%)
2.4-2.4835GHz	-	-	-	-	-	-	-
BT-LE(1Mbps)	Pass	7.18	5.22396	5.50000	-5.02	20	-80

Result

Mode	Result	Power (dBm)	Power (mW)	Declare (mW)	Tolerance (%)	Limit+ (%)	Limit- (%)
BT-LE(1Mbps)	-	-	-	-	-	-	-
2402MHz_TnomVnom	Pass	6.55	4.51856	5.50000	-17.84	20	-80
2402MHz_TnomVmin	Pass	6.54	4.50817	5.50000	-18.03	20	-80
2402MHz_TnomVmax	Pass	6.56	4.52898	5.50000	-17.65	20	-80
2440MHz_TnomVnom	Pass	7.02	5.03501	5.50000	-8.45	20	-80
2440MHz_TnomVmin	Pass	7.01	5.02343	5.50000	-8.66	20	-80
2440MHz_TnomVmax	Pass	7.03	5.04661	5.50000	-8.24	20	-80
2480MHz_TnomVnom	Pass	7.17	5.21195	5.50000	-5.24	20	-80
2480MHz_TnomVmin	Pass	7.16	5.19996	5.50000	-5.46	20	-80
2480MHz_TnomVmax	Pass	7.18	5.22396	5.50000	-5.02	20	-80

Summary

Mode	Result	Power (dBm)	Power (mW)	Declare (mW)	Tolerance (%)	Limit+ (%)	Limit- (%)
2.4-2.4835GHz	-	-	-	-	-	-	-
BT-LE(2Mbps)	Pass	7.13	5.16416	5.50000	-6.11	20	-80

Result

Mode	Result	Power (dBm)	Power (mW)	Declare (mW)	Tolerance (%)	Limit+ (%)	Limit- (%)
BT-LE(2Mbps)	-	-	-	-	-	-	-
2402MHz_TnomVnom	Pass	6.44	4.40555	5.50000	-19.90	20	-80
2402MHz_TnomVmin	Pass	6.43	4.39542	5.50000	-20.08	20	-80
2402MHz_TnomVmax	Pass	6.45	4.41570	5.50000	-19.71	20	-80
2440MHz_TnomVnom	Pass	6.97	4.97737	5.50000	-9.50	20	-80
2440MHz_TnomVmin	Pass	6.96	4.96592	5.50000	-9.71	20	-80
2440MHz_TnomVmax	Pass	6.98	4.98884	5.50000	-9.29	20	-80
2480MHz_TnomVnom	Pass	7.12	5.15229	5.50000	-6.32	20	-80
2480MHz_TnomVmin	Pass	7.11	5.14044	5.50000	-6.54	20	-80
2480MHz_TnomVmax	Pass	7.13	5.16416	5.50000	-6.11	20	-80

Summary

Mode	Power (dBm)	Power (mW)	EIRP (dBm)	EIRP (mW)
2.4-2.4835GHz	-	-	-	-
BT-LE(125kbps)	7.17	5.212	9.57	9.057

P1 = Port 1 output power; **P2** = Port 2 output power; **P3** = Port 3 output power; **P4** = Port 4 output power;
Power = Total power sum by **P1~PN**;

Result

Mode	Result	Gain (dBi)	Power (dBm)	Power (mW)	Power Lim. (mW)	EIRP (dBm)	EIRP (mW)	EIRP Lim. (mW)
BT-LE(125kbps)	-	-	-	-	-	-	-	-
2402MHz_TnomVnom	Pass	2.40	6.43	4.395	10	8.83	7.638	16.368
2402MHz_TnomVmin	Pass	2.40	6.42	4.385	10	8.82	7.621	16.368
2402MHz_TnomVmax	Pass	2.40	6.44	4.406	10	8.84	7.656	16.368
2440MHz_TnomVnom	Pass	2.40	6.96	4.966	10	9.36	8.630	16.368
2440MHz_TnomVmin	Pass	2.40	6.95	4.955	10	9.35	8.610	16.368
2440MHz_TnomVmax	Pass	2.40	6.97	4.977	10	9.37	8.650	16.368
2480MHz_TnomVnom	Pass	2.40	7.16	5.200	10	9.56	9.036	16.368
2480MHz_TnomVmin	Pass	2.40	7.15	5.188	10	9.55	9.016	16.368
2480MHz_TnomVmax	Pass	2.40	7.17	5.212	10	9.57	9.057	16.368

P1 = Port 1 output power; **P2** = Port 2 output power; **P3** = Port 3 output power; **P4** = Port 4 output power;
Power = Total power sum by **P1~PN**;

**Summary**

Mode	Power (dBm)	Power (mW)	EIRP (dBm)	EIRP (mW)
2.4-2.4835GHz	-	-	-	-
BT-LE(500kbps)	7.22	5.272	9.62	9.162

P1 = Port 1 output power; **P2** = Port 2 output power; **P3** = Port 3 output power; **P4** = Port 4 output power;
Power = Total power sum by **P1~PN**;

Result

Mode	Result	Gain (dBi)	Power (dBm)	Power (mW)	Power Lim. (mW)	EIRP (dBm)	EIRP (mW)	EIRP Lim. (mW)
BT-LE(500kbps)	-	-	-	-	-	-	-	-
2402MHz_TnomVnom	Pass	2.40	6.53	4.498	10	8.93	7.816	16.368
2402MHz_TnomVmin	Pass	2.40	6.52	4.487	10	8.92	7.798	16.368
2402MHz_TnomVmax	Pass	2.40	6.54	4.508	10	8.94	7.834	16.368
2440MHz_TnomVnom	Pass	2.40	7.09	5.117	10	9.49	8.892	16.368
2440MHz_TnomVmin	Pass	2.40	7.08	5.105	10	9.48	8.872	16.368
2440MHz_TnomVmax	Pass	2.40	7.10	5.129	10	9.50	8.913	16.368
2480MHz_TnomVnom	Pass	2.40	7.21	5.260	10	9.61	9.141	16.368
2480MHz_TnomVmin	Pass	2.40	7.20	5.248	10	9.60	9.120	16.368
2480MHz_TnomVmax	Pass	2.40	7.22	5.272	10	9.62	9.162	16.368

P1 = Port 1 output power; **P2** = Port 2 output power; **P3** = Port 3 output power; **P4** = Port 4 output power;
Power = Total power sum by **P1~PN**;

Summary

Mode	Power (dBm)	Power (mW)	EIRP (dBm)	EIRP (mW)
2.4-2.4835GHz	-	-	-	-
BT-LE(1Mbps)	7.18	5.224	9.58	9.078

P1 = Port 1 output power; **P2** = Port 2 output power; **P3** = Port 3 output power; **P4** = Port 4 output power;
Power = Total power sum by **P1~PN**;

Result

Mode	Result	Gain (dBi)	Power (dBm)	Power (mW)	Power Lim. (mW)	EIRP (dBm)	EIRP (mW)	EIRP Lim. (mW)
BT-LE(1Mbps)	-	-	-	-	-	-	-	-
2402MHz_TnomVnom	Pass	2.40	6.55	4.519	10	8.95	7.852	16.368
2402MHz_TnomVmin	Pass	2.40	6.54	4.508	10	8.94	7.834	16.368
2402MHz_TnomVmax	Pass	2.40	6.56	4.529	10	8.96	7.870	16.368
2440MHz_TnomVnom	Pass	2.40	7.02	5.035	10	9.42	8.750	16.368
2440MHz_TnomVmin	Pass	2.40	7.01	5.023	10	9.41	8.730	16.368
2440MHz_TnomVmax	Pass	2.40	7.03	5.047	10	9.43	8.770	16.368
2480MHz_TnomVnom	Pass	2.40	7.17	5.212	10	9.57	9.057	16.368
2480MHz_TnomVmin	Pass	2.40	7.16	5.200	10	9.56	9.036	16.368
2480MHz_TnomVmax	Pass	2.40	7.18	5.224	10	9.58	9.078	16.368

P1 = Port 1 output power; **P2** = Port 2 output power; **P3** = Port 3 output power; **P4** = Port 4 output power;
Power = Total power sum by **P1~PN**;

Summary

Mode	Power (dBm)	Power (mW)	EIRP (dBm)	EIRP (mW)
2.4-2.4835GHz	-	-	-	-
BT-LE(2Mbps)	7.13	5.164	9.53	8.974

P1 = Port 1 output power; **P2** = Port 2 output power; **P3** = Port 3 output power; **P4** = Port 4 output power;
Power = Total power sum by **P1~PN**;

Result

Mode	Result	Gain (dBi)	Power (dBm)	Power (mW)	Power Lim. (mW)	EIRP (dBm)	EIRP (mW)	EIRP Lim. (mW)
BT-LE(2Mbps)	-	-	-	-	-	-	-	-
2402MHz_TnomVnom	Pass	2.40	6.44	4.406	10	8.84	7.656	16.368
2402MHz_TnomVmin	Pass	2.40	6.43	4.395	10	8.83	7.638	16.368
2402MHz_TnomVmax	Pass	2.40	6.45	4.416	10	8.85	7.674	16.368
2440MHz_TnomVnom	Pass	2.40	6.97	4.977	10	9.37	8.650	16.368
2440MHz_TnomVmin	Pass	2.40	6.96	4.966	10	9.36	8.630	16.368
2440MHz_TnomVmax	Pass	2.40	6.98	4.989	10	9.38	8.670	16.368
2480MHz_TnomVnom	Pass	2.40	7.12	5.152	10	9.52	8.954	16.368
2480MHz_TnomVmin	Pass	2.40	7.11	5.140	10	9.51	8.933	16.368
2480MHz_TnomVmax	Pass	2.40	7.13	5.164	10	9.53	8.974	16.368

P1 = Port 1 output power; **P2** = Port 2 output power; **P3** = Port 3 output power; **P4** = Port 4 output power;
Power = Total power sum by **P1~PN**;

**Summary**

Mode	Result	Ch (Hz)	Center (Hz)	ppm	Limit (ppm)	Port	Remark
2.4-2.4835GHz	-	-	-	-	-	-	-
BT-LE(125kbps)	Pass	2.48G	2.47997864G	-8.6133	±50	1	-

Result

Mode	Result	Ch (Hz)	Center (Hz)	ppm	Limit (ppm)	Port	Remark
BT-LE(125kbps)	-	-	-	-	-	-	-
2402MHz_TnomVnom	Pass	2.402G	2.40199116G	-3.6823	±50	1	-
2402MHz_TnomVmin	Pass	2.402G	2.40199189G	-3.3772	±50	1	-
2402MHz_TnomVmax	Pass	2.402G	2.40199207G	-3.301	±50	1	-
2440MHz_TnomVnom	Pass	2.44G	2.43998571G	-5.8561	±50	1	-
2440MHz_TnomVmin	Pass	2.44G	2.43998575G	-5.8389	±50	1	-
2440MHz_TnomVmax	Pass	2.44G	2.43998577G	-5.8324	±50	1	-
2480MHz_TnomVnom	Pass	2.48G	2.47997864G	-8.6133	±50	1	-
2480MHz_TnomVmin	Pass	2.48G	2.47997865G	-8.6105	±50	1	-
2480MHz_TnomVmax	Pass	2.48G	2.47997866G	-8.6052	±50	1	-

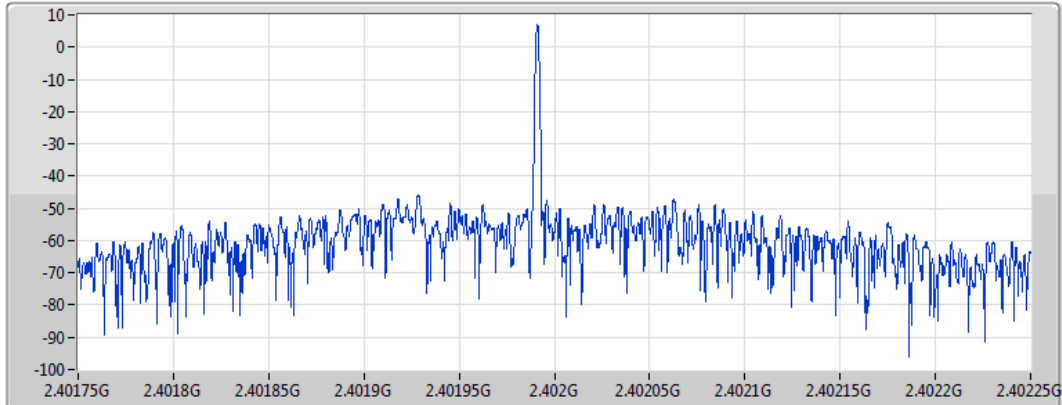
BT-LE(125kbps)

Freq. Stability

2402MHz_TnomVnom

09/08/2023

CF
2.402GHz
Span
500kHz
RBW
1kHz
VBW
3kHz
Sweep Time
50ms
Detector Type
Auto Peak



Port 1

Ch(Hz)	Center(Hz)	Fl(Hz)	Fh(Hz)	ppm	Limit(ppm)	Port	Remark
2.402G	2.40199116G	NaN	NaN	-3.6823	±50	1	-

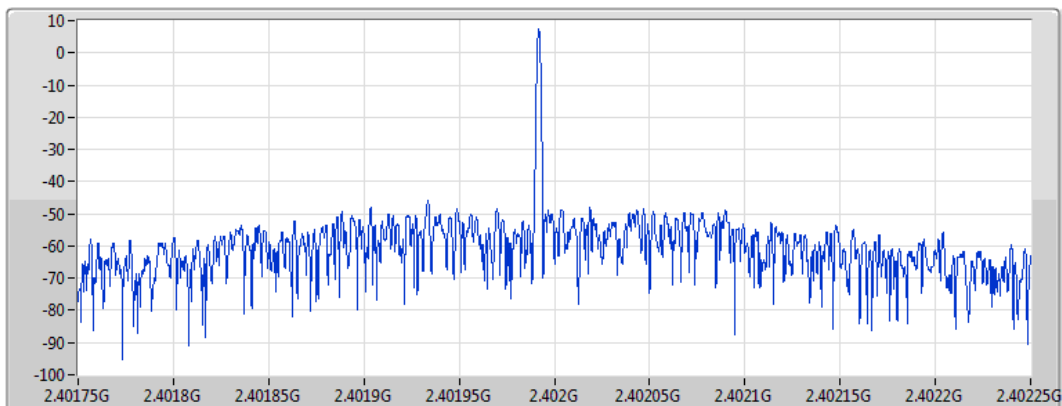
BT-LE(125kbps)

Freq. Stability

2402MHz_TnomVmin

09/08/2023

CF
2.402GHz
Span
500kHz
RBW
1kHz
VBW
3kHz
Sweep Time
50ms
Detector Type
Auto Peak



Port 1

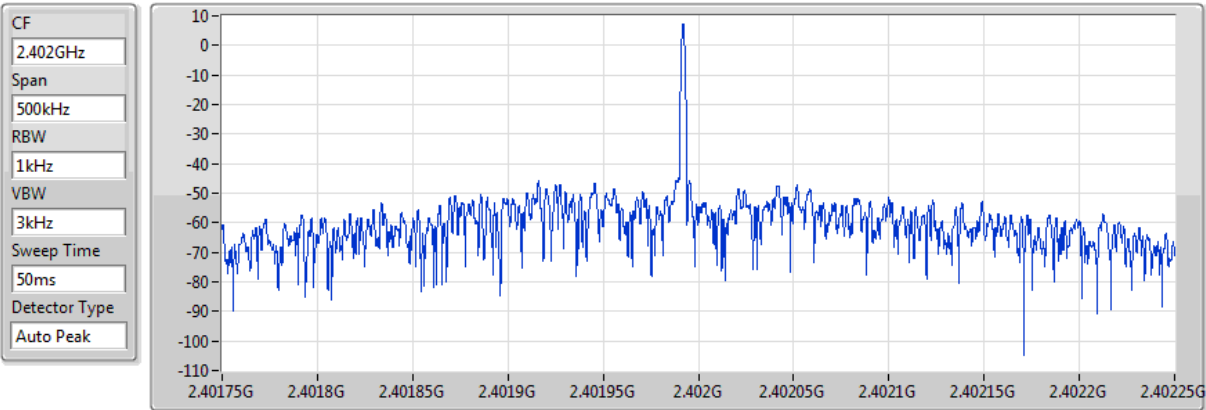
Ch(Hz)	Center(Hz)	Fl(Hz)	Fh(Hz)	ppm	Limit(ppm)	Port	Remark
2.402G	2.40199189G	NaN	NaN	-3.3772	±50	1	-

BT-LE(125kbps)

Freq. Stability

2402MHz_TnomVmax

09/08/2023



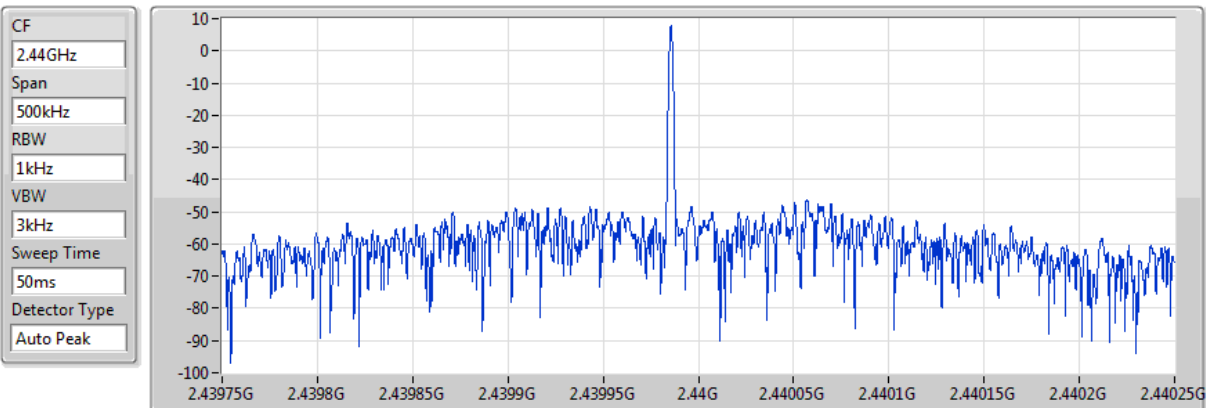
Ch(Hz)	Center(Hz)	Fl(Hz)	Fh(Hz)	ppm	Limit(ppm)	Port	Remark
2.402G	2.40199207G	NaN	NaN	-3.301	±50	1	-

BT-LE(125kbps)

Freq. Stability

2440MHz_TnomVnom

09/08/2023



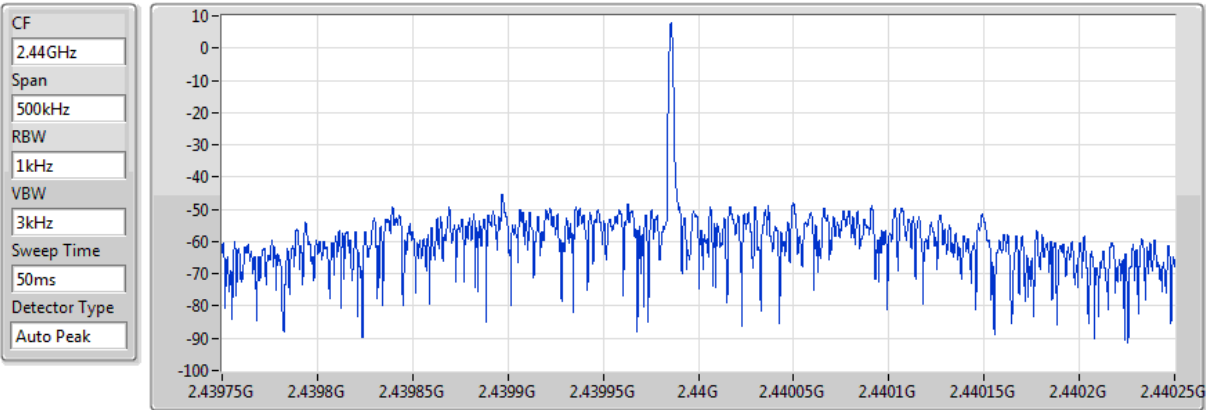
Ch(Hz)	Center(Hz)	Fl(Hz)	Fh(Hz)	ppm	Limit(ppm)	Port	Remark
2.44G	2.43998571G	NaN	NaN	-5.8561	±50	1	-

BT-LE(125kbps)

Freq. Stability

2440MHz_TnomVmin

09/08/2023

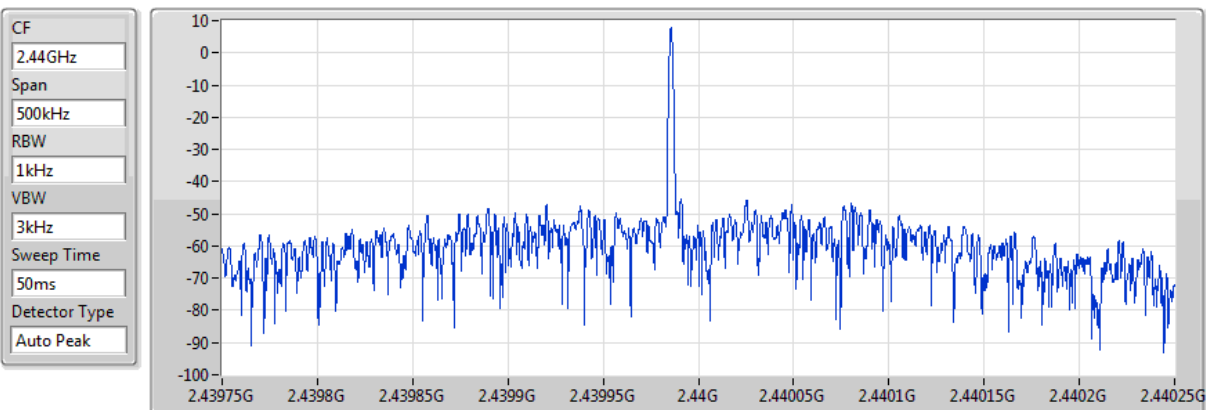


BT-LE(125kbps)

Freq. Stability

2440MHz_TnomVmax

09/08/2023



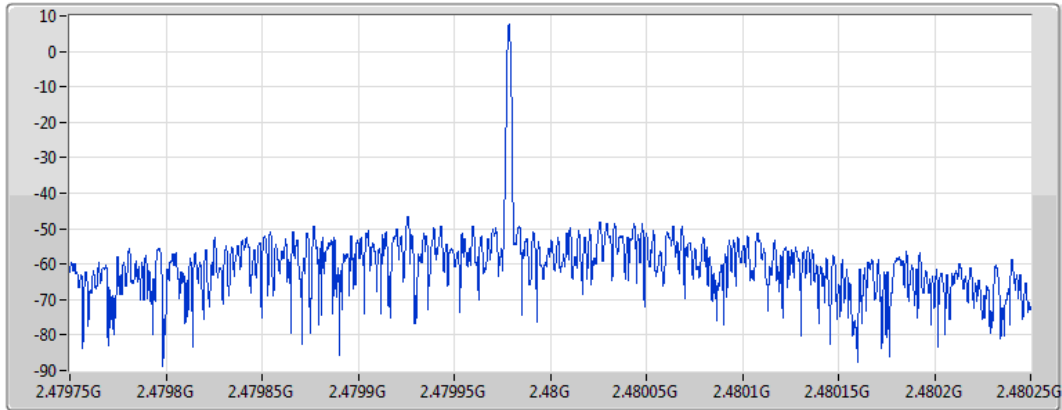
BT-LE(125kbps)

Freq. Stability

2480MHz_TnomVnom

09/08/2023

CF
2.48GHz
Span
500kHz
RBW
1kHz
VBW
3kHz
Sweep Time
50ms
Detector Type
Auto Peak



Port 1

Ch(Hz)	Center(Hz)	Fl(Hz)	Fh(Hz)	ppm	Limit(ppm)	Port	Remark
2.48G	2.47997864G	NaN	NaN	-8.6133	±50	1	-

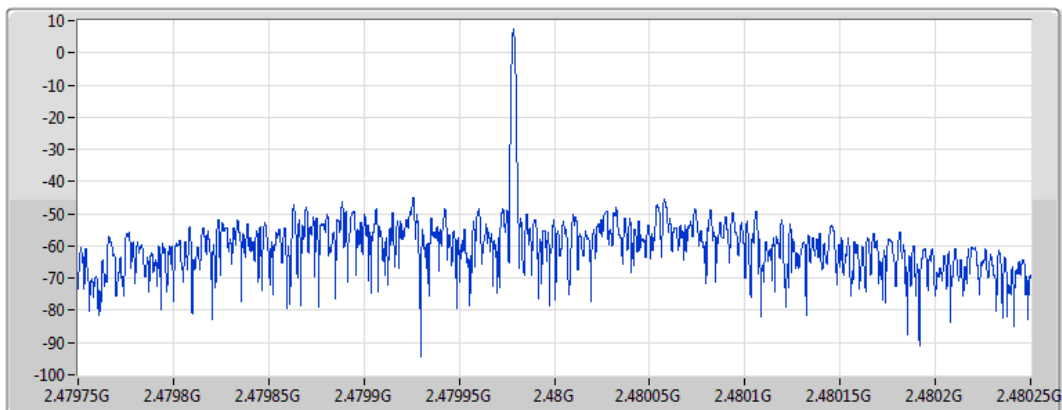
BT-LE(125kbps)

Freq. Stability

2480MHz_TnomVmin

09/08/2023

CF
2.48GHz
Span
500kHz
RBW
1kHz
VBW
3kHz
Sweep Time
50ms
Detector Type
Auto Peak



Port 1

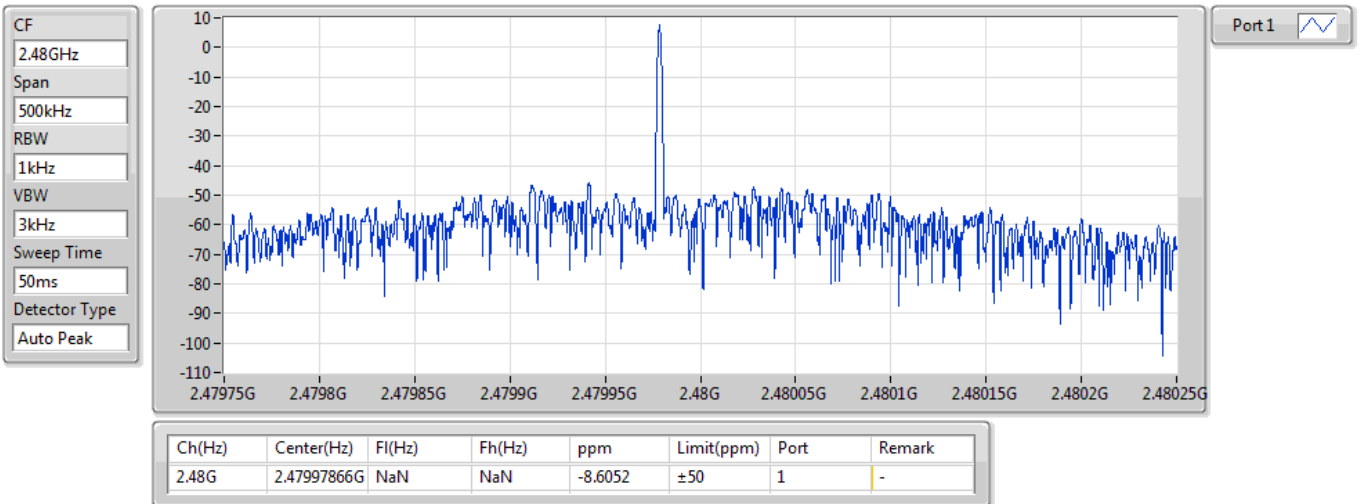
Ch(Hz)	Center(Hz)	Fl(Hz)	Fh(Hz)	ppm	Limit(ppm)	Port	Remark
2.48G	2.47997865G	NaN	NaN	-8.6105	±50	1	-

BT-LE(125kbps)

Freq. Stability

2480MHz_TnomVmax

09/08/2023



**Summary**

Mode	Result	Ch (Hz)	Center (Hz)	ppm	Limit (ppm)	Port	Remark
2.4-2.4835GHz	-	-	-	-	-	-	-
BT-LE(500kbps)	Pass	2.48G	2.47997871G	-8.5835	±50	1	-

Result

Mode	Result	Ch (Hz)	Center (Hz)	ppm	Limit (ppm)	Port	Remark
BT-LE(500kbps)	-	-	-	-	-	-	-
2402MHz_TnomVnom	Pass	2.402G	2.40199249G	-3.1274	±50	1	-
2402MHz_TnomVmin	Pass	2.402G	2.40199252G	-3.1157	±50	1	-
2402MHz_TnomVmax	Pass	2.402G	2.40199254G	-3.1049	±50	1	-
2440MHz_TnomVnom	Pass	2.44G	2.43998584G	-5.8045	±50	1	-
2440MHz_TnomVmin	Pass	2.44G	2.43998585G	-5.7975	±50	1	-
2440MHz_TnomVmax	Pass	2.44G	2.43998586G	-5.7959	±50	1	-
2480MHz_TnomVnom	Pass	2.48G	2.47997872G	-8.581	±50	1	-
2480MHz_TnomVmin	Pass	2.48G	2.47997871G	-8.5835	±50	1	-
2480MHz_TnomVmax	Pass	2.48G	2.47997872G	-8.5827	±50	1	-

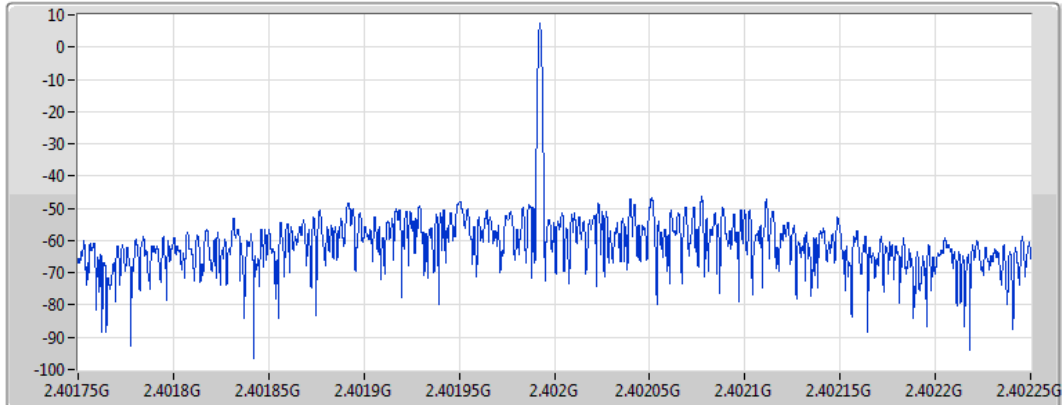
BT-LE(500kbps)

Freq. Stability

2402MHz_TnomVnom

09/08/2023

CF
2.402GHz
Span
500kHz
RBW
1kHz
VBW
3kHz
Sweep Time
50ms
Detector Type
Auto Peak



Port 1

Ch(Hz)	Center(Hz)	Fl(Hz)	Fh(Hz)	ppm	Limit(ppm)	Port	Remark
2.402G	2.40199249G	NaN	NaN	-3.1274	±50	1	-

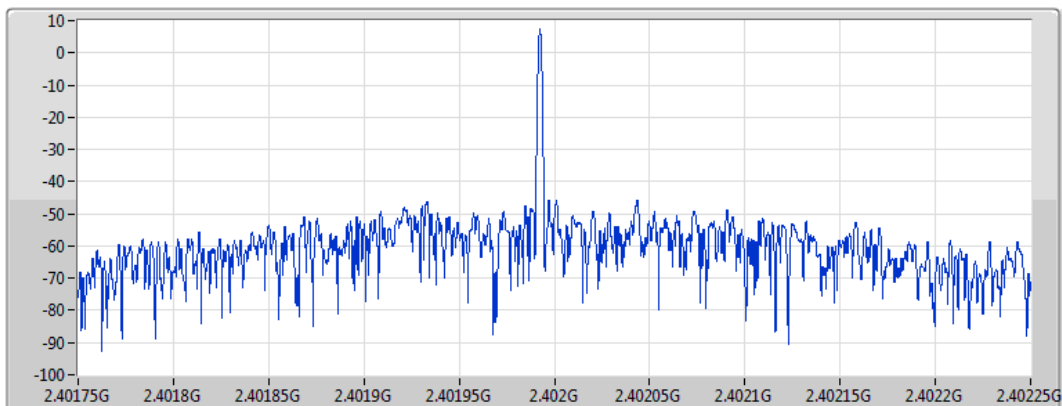
BT-LE(500kbps)

Freq. Stability

2402MHz_TnomVmin

09/08/2023

CF
2.402GHz
Span
500kHz
RBW
1kHz
VBW
3kHz
Sweep Time
50ms
Detector Type
Auto Peak



Port 1

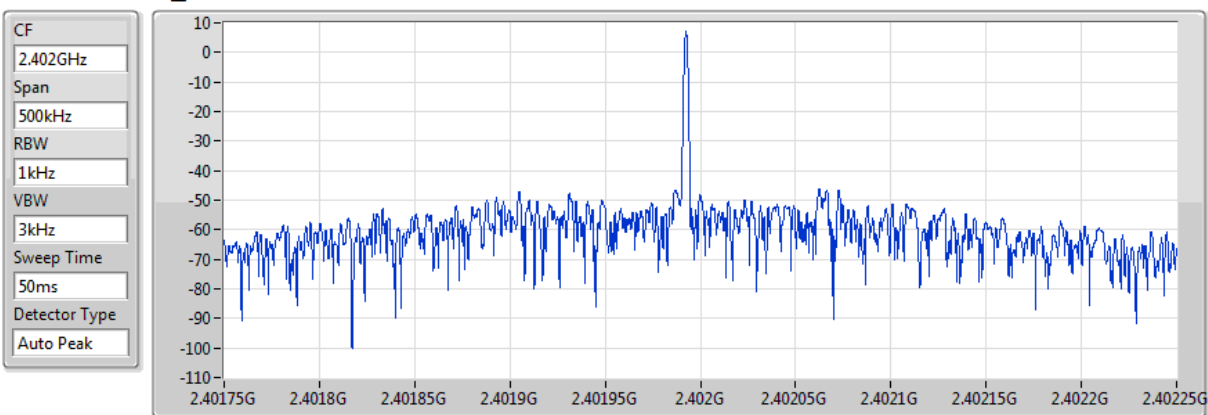
Ch(Hz)	Center(Hz)	Fl(Hz)	Fh(Hz)	ppm	Limit(ppm)	Port	Remark
2.402G	2.40199252G	NaN	NaN	-3.1157	±50	1	-

BT-LE(500kbps)

Freq. Stability

2402MHz_TnomVmax

09/08/2023



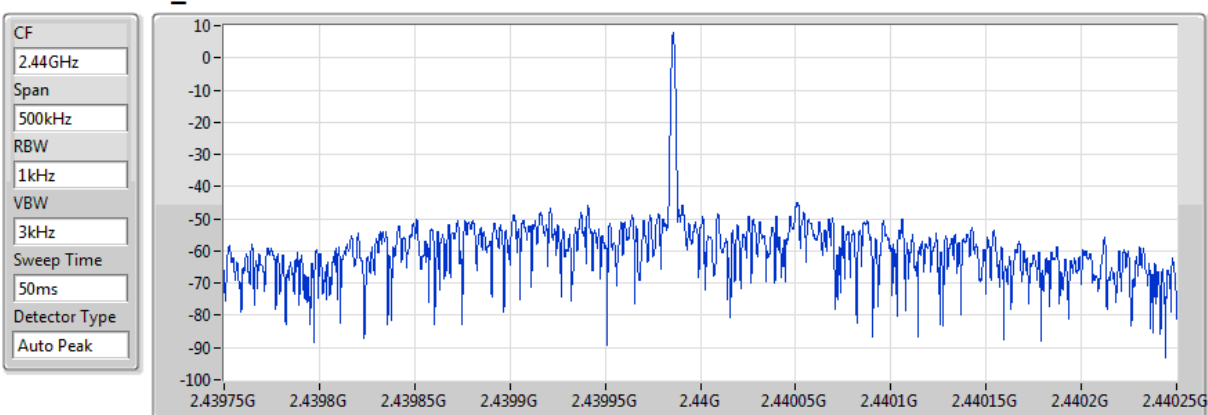
Ch(Hz)	Center(Hz)	Fl(Hz)	Fh(Hz)	ppm	Limit(ppm)	Port	Remark
2.402G	2.40199254G	NaN	NaN	-3.1049	±50	1	-

BT-LE(500kbps)

Freq. Stability

2440MHz_TnomVnom

09/08/2023



Ch(Hz)	Center(Hz)	Fl(Hz)	Fh(Hz)	ppm	Limit(ppm)	Port	Remark
2.44G	2.43998584G	NaN	NaN	-5.8045	±50	1	-

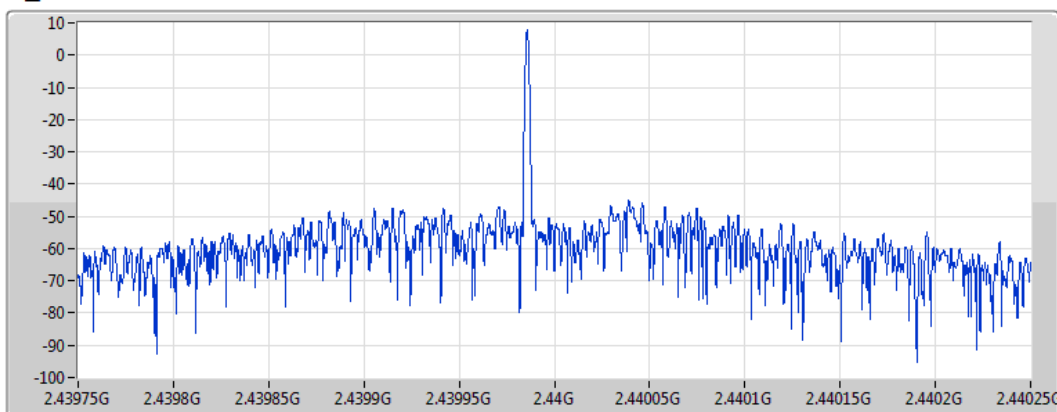
BT-LE(500kbps)


Freq. Stability

2440MHz_TnomVmin

09/08/2023

CF
2.44GHz
Span
500kHz
RBW
1kHz
VBW
3kHz
Sweep Time
50ms
Detector Type
Auto Peak



Port 1 

Ch(Hz)	Center(Hz)	Fl(Hz)	Fh(Hz)	ppm	Limit(ppm)	Port	Remark
2.44G	2.43998585G	NaN	NaN	-5.7975	±50	1	-

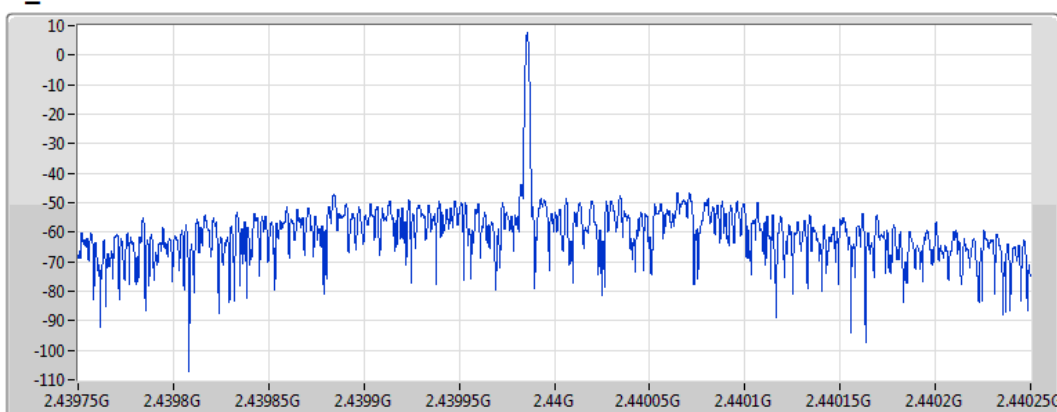
BT-LE(500kbps)


Freq. Stability

2440MHz_TnomVmax

09/08/2023

CF
2.44GHz
Span
500kHz
RBW
1kHz
VBW
3kHz
Sweep Time
50ms
Detector Type
Auto Peak



Port 1 

Ch(Hz)	Center(Hz)	Fl(Hz)	Fh(Hz)	ppm	Limit(ppm)	Port	Remark
2.44G	2.43998586G	NaN	NaN	-5.7959	±50	1	-

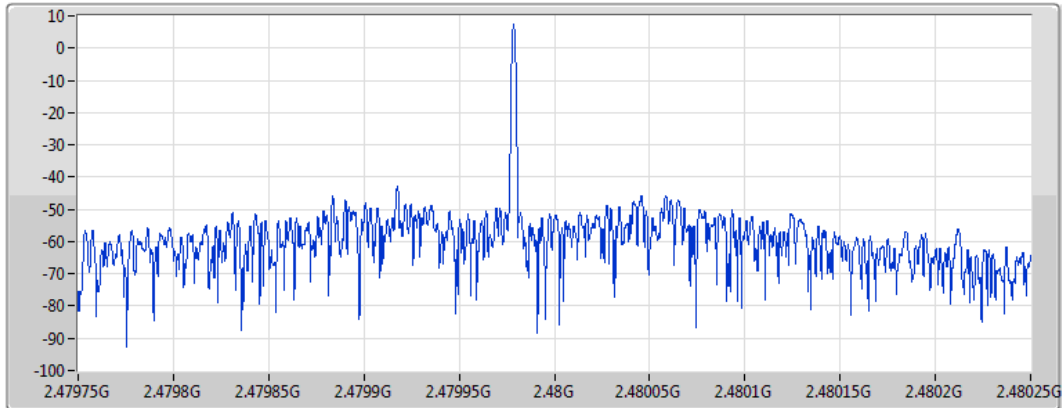
BT-LE(500kbps)

Freq. Stability

2480MHz_TnomVnom

09/08/2023

CF
2.48GHz
Span
500kHz
RBW
1kHz
VBW
3kHz
Sweep Time
50ms
Detector Type
Auto Peak



Ch(Hz)	Center(Hz)	Fl(Hz)	Fh(Hz)	ppm	Limit(ppm)	Port	Remark
2.48G	2.47997872G	NaN	NaN	-8.581	±50	1	-

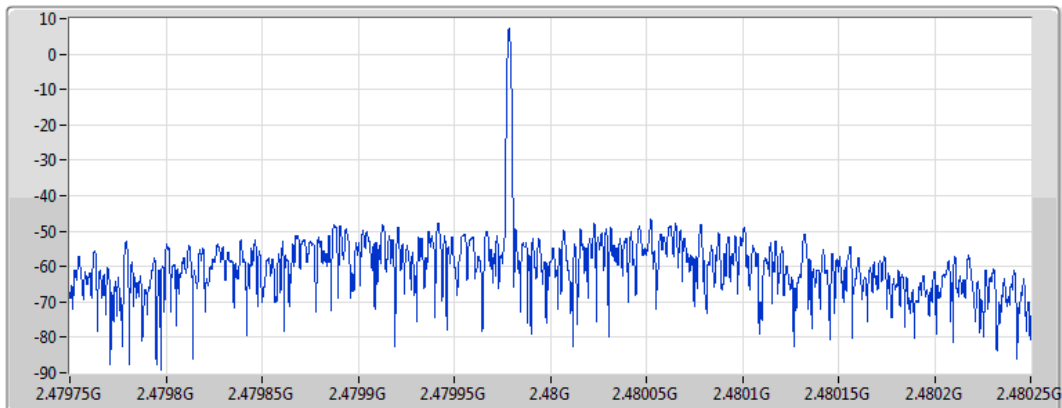
BT-LE(500kbps)

Freq. Stability

2480MHz_TnomVmin

09/08/2023

CF
2.48GHz
Span
500kHz
RBW
1kHz
VBW
3kHz
Sweep Time
50ms
Detector Type
Auto Peak



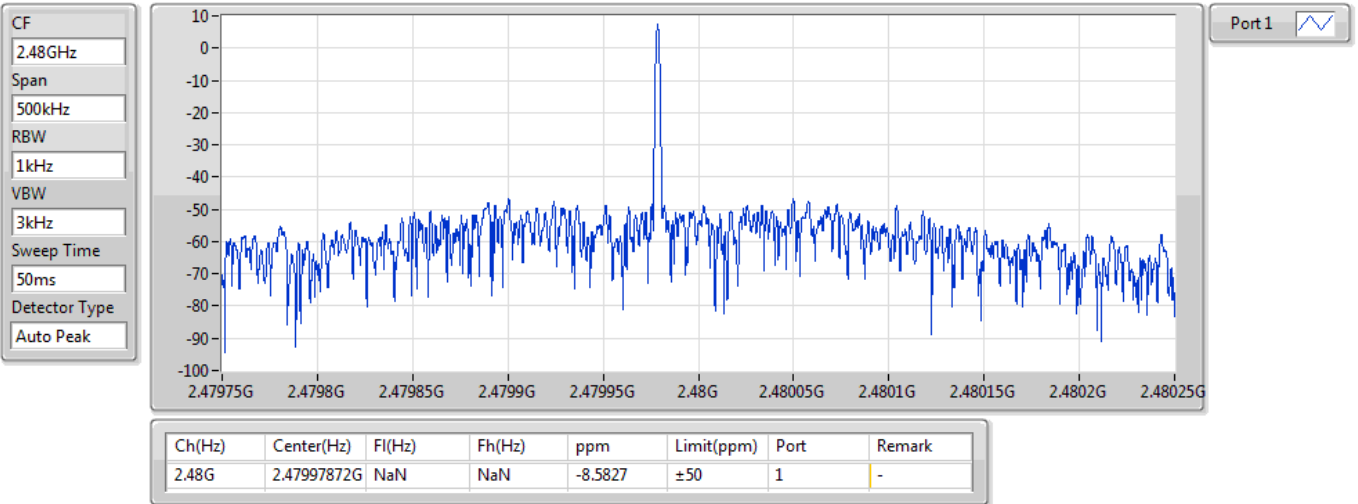
Ch(Hz)	Center(Hz)	Fl(Hz)	Fh(Hz)	ppm	Limit(ppm)	Port	Remark
2.48G	2.47997871G	NaN	NaN	-8.5835	±50	1	-

BT-LE(500kbps)

Freq. Stability

2480MHz_TnomVmax

09/08/2023



Summary

Mode	Result	Ch (Hz)	Center (Hz)	ppm	Limit (ppm)	Port	Remark
2.4-2.4835GHz	-	-	-	-	-	-	-
BT-LE(1Mbps)	Pass	2.48G	2.47997884G	-8.5315	±50	1	-

Result

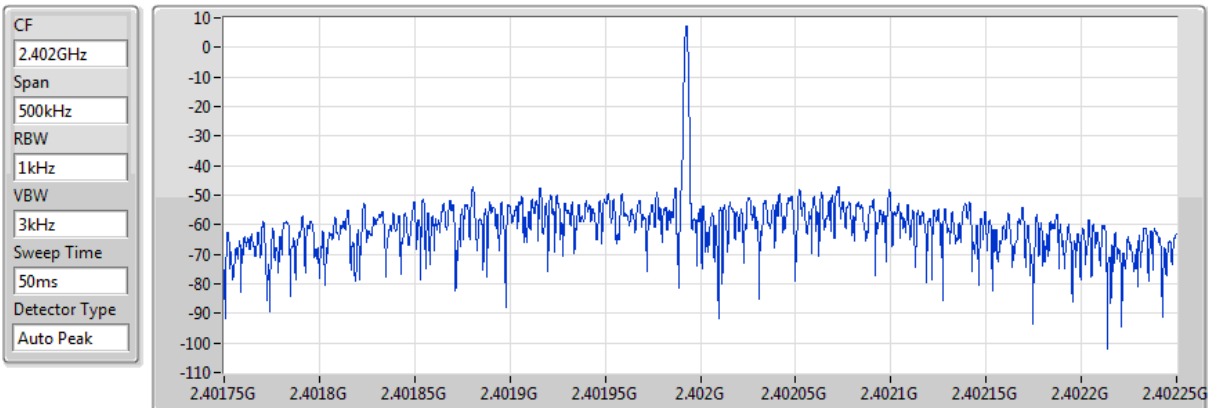
Mode	Result	Ch (Hz)	Center (Hz)	ppm	Limit (ppm)	Port	Remark
BT-LE(1Mbps)	-	-	-	-	-	-	-
2402MHz_TnomVnom	Pass	2.402G	2.4019927G	-3.0387	±50	1	-
2402MHz_TnomVmin	Pass	2.402G	2.40199206G	-3.3052	±50	1	-
2402MHz_TnomVmax	Pass	2.402G	2.40199141G	-3.5762	±50	1	-
2440MHz_TnomVnom	Pass	2.44G	2.43998597G	-5.7496	±50	1	-
2440MHz_TnomVmin	Pass	2.44G	2.43998598G	-5.7447	±50	1	-
2440MHz_TnomVmax	Pass	2.44G	2.43998598G	-5.7451	±50	1	-
2480MHz_TnomVnom	Pass	2.48G	2.47997887G	-8.5194	±50	1	-
2480MHz_TnomVmin	Pass	2.48G	2.47997886G	-8.5246	±50	1	-
2480MHz_TnomVmax	Pass	2.48G	2.47997884G	-8.5315	±50	1	-

BT-LE(1Mbps)

Freq. Stability

2402MHz_TnomVnom

09/08/2023



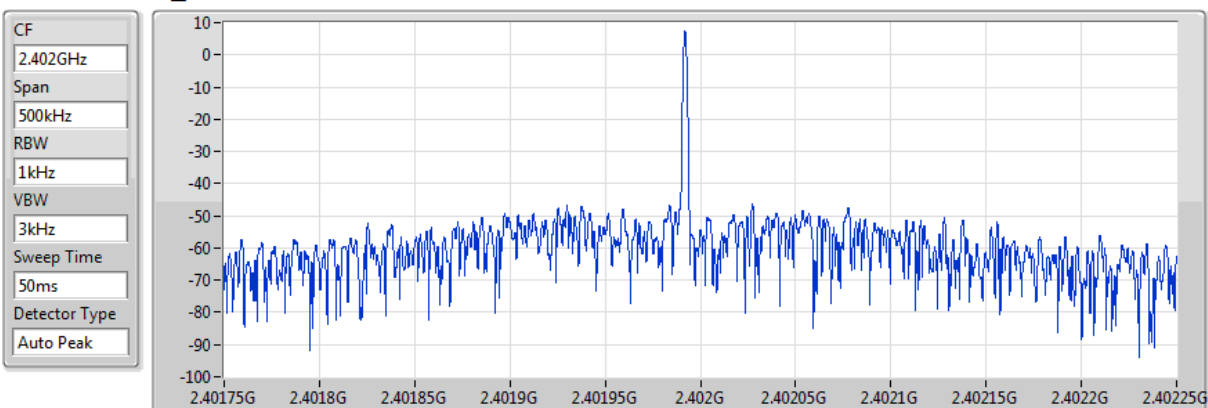
Ch(Hz)	Center(Hz)	Fl(Hz)	Fh(Hz)	ppm	Limit(ppm)	Port	Remark
2.402G	2.4019927G	NaN	NaN	-3.0387	±50	1	-

BT-LE(1Mbps)

Freq. Stability

2402MHz_TnomVmin

09/08/2023



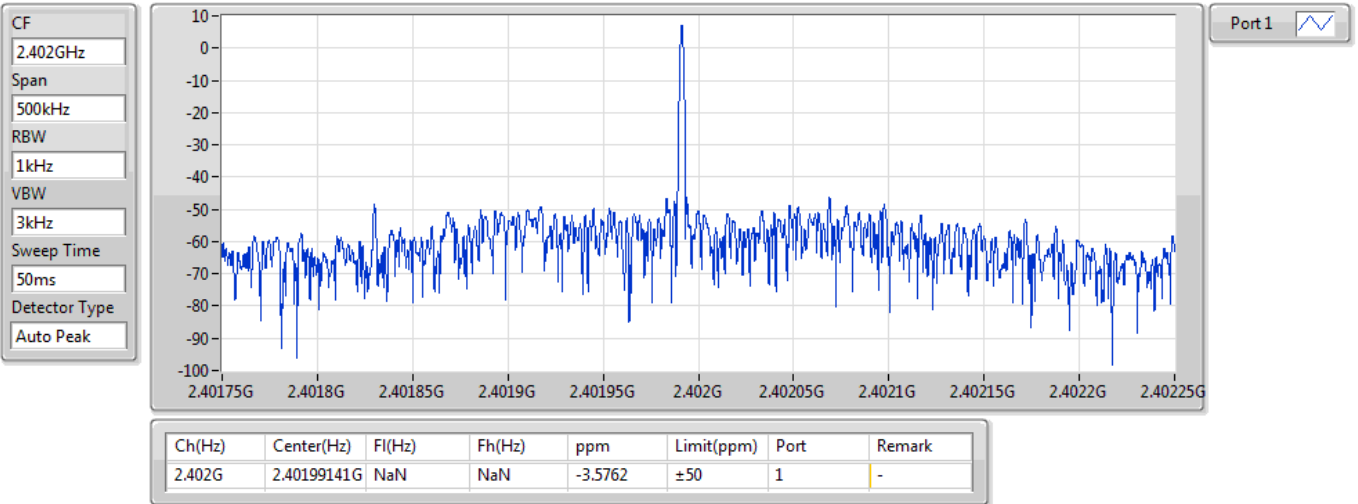
Ch(Hz)	Center(Hz)	Fl(Hz)	Fh(Hz)	ppm	Limit(ppm)	Port	Remark
2.402G	2.40199206G	NaN	NaN	-3.3052	±50	1	-

BT-LE(1Mbps)

Freq. Stability

2402MHz_TnomVmax

09/08/2023

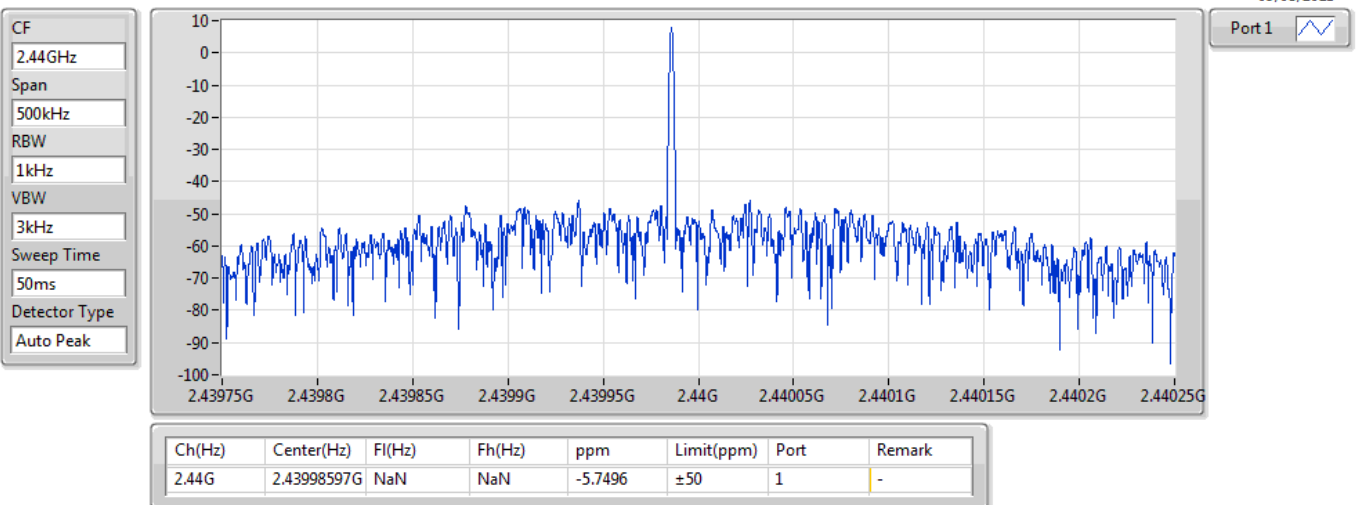


BT-LE(1Mbps)

Freq. Stability

2440MHz_TnomVnom

09/08/2023



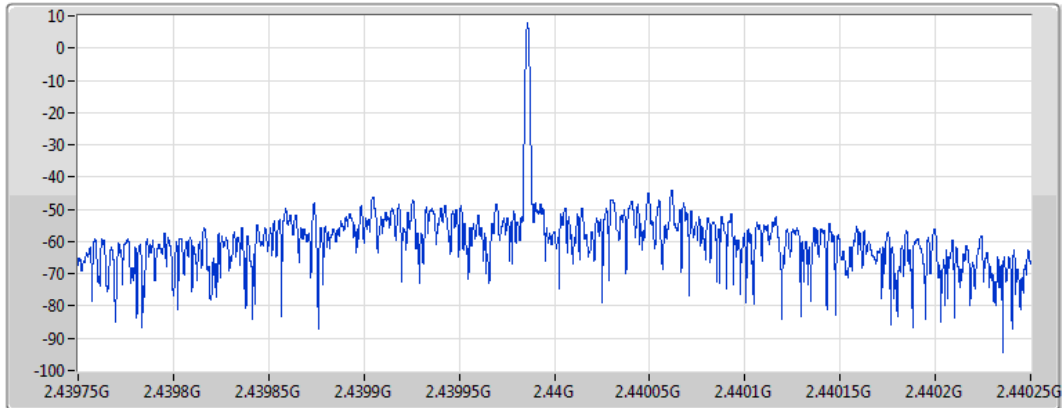
BT-LE(1Mbps)

Freq. Stability

2440MHz_TnomVmin

09/08/2023

CF
2.44GHz
Span
500kHz
RBW
1kHz
VBW
3kHz
Sweep Time
50ms
Detector Type
Auto Peak



Port 1

Ch(Hz)	Center(Hz)	Fl(Hz)	Fh(Hz)	ppm	Limit(ppm)	Port	Remark
2.44G	2.43998598G	NaN	NaN	-5.7447	±50	1	-

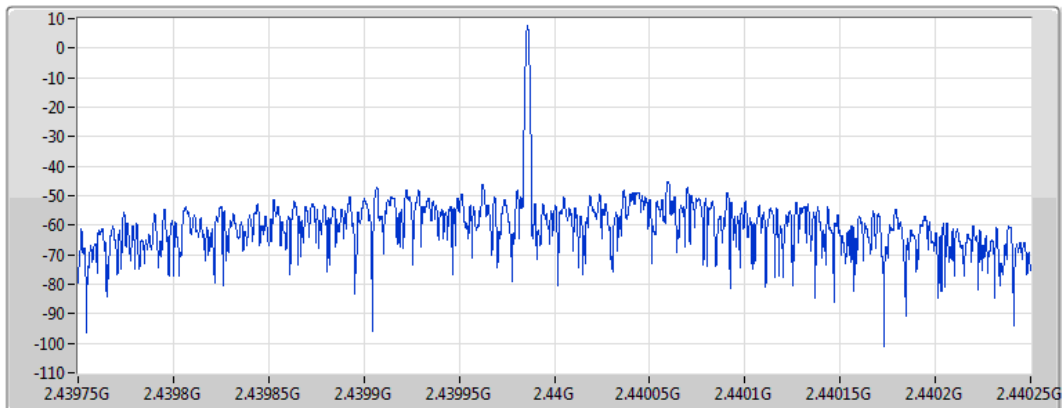
BT-LE(1Mbps)

Freq. Stability

2440MHz_TnomVmax

09/08/2023

CF
2.44GHz
Span
500kHz
RBW
1kHz
VBW
3kHz
Sweep Time
50ms
Detector Type
Auto Peak



Port 1

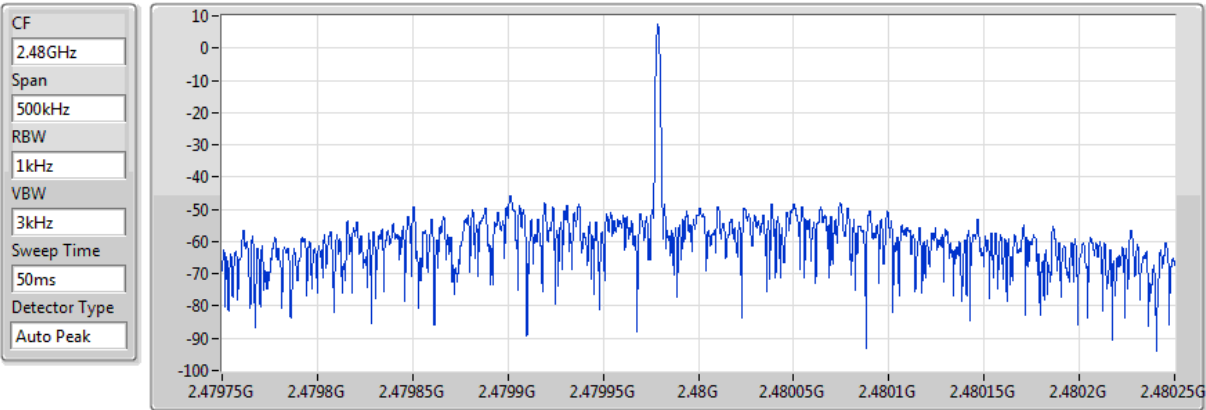
Ch(Hz)	Center(Hz)	Fl(Hz)	Fh(Hz)	ppm	Limit(ppm)	Port	Remark
2.44G	2.43998598G	NaN	NaN	-5.7451	±50	1	-

BT-LE(1Mbps)

Freq. Stability

2480MHz_TnomVnom

09/08/2023



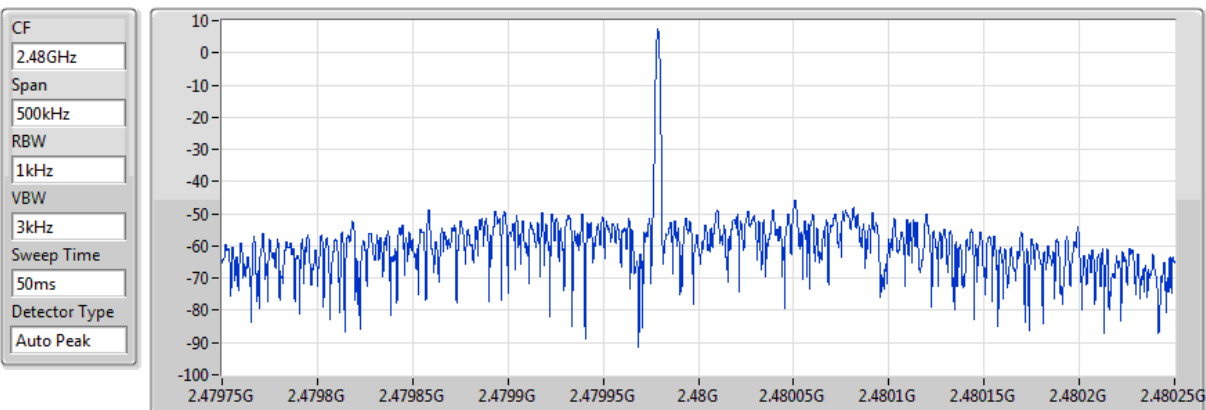
Ch(Hz)	Center(Hz)	Fl(Hz)	Fh(Hz)	ppm	Limit(ppm)	Port	Remark
2.48G	2.47997887G	NaN	NaN	-8.5194	±50	1	-

BT-LE(1Mbps)

Freq. Stability

2480MHz_TnomVmin

09/08/2023



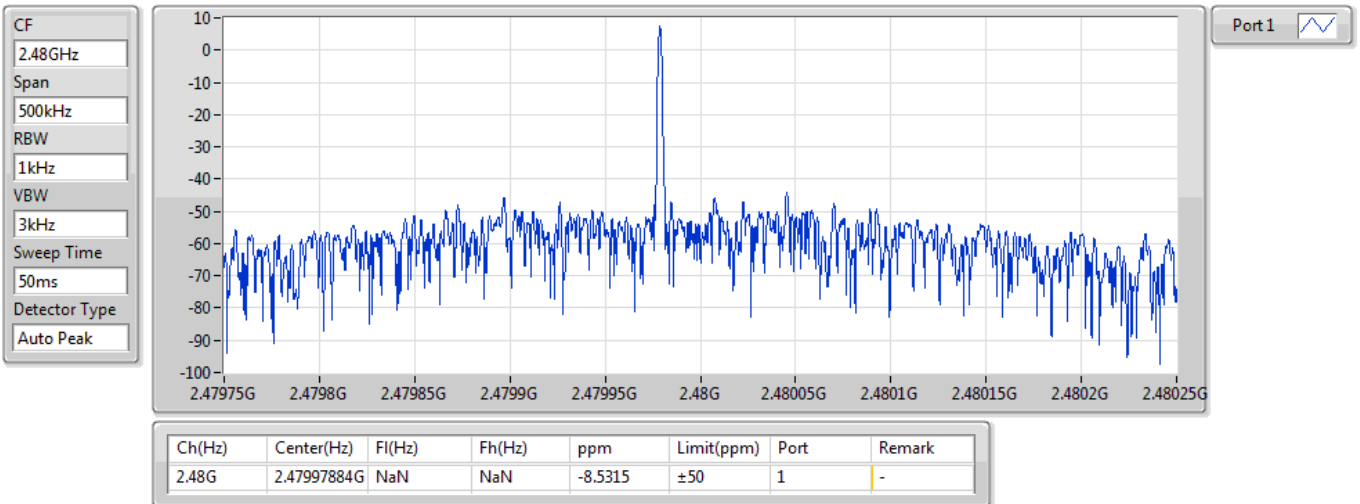
Ch(Hz)	Center(Hz)	Fl(Hz)	Fh(Hz)	ppm	Limit(ppm)	Port	Remark
2.48G	2.47997886G	NaN	NaN	-8.5246	±50	1	-

BT-LE(1Mbps)

Freq. Stability

2480MHz_TnomVmax

09/08/2023



**Summary**

Mode	Result	Ch (Hz)	Center (Hz)	ppm	Limit (ppm)	Port	Remark
2.4-2.4835GHz	-	-	-	-	-	-	-
BT-LE(2Mbps)	Pass	2.48G	2.47997838G	-8.7198	±50	1	-

Result

Mode	Result	Ch (Hz)	Center (Hz)	ppm	Limit (ppm)	Port	Remark
BT-LE(2Mbps)	-	-	-	-	-	-	-
2402MHz_TnomVnom	Pass	2.402G	2.4019923G	-3.2069	±50	1	-
2402MHz_TnomVmin	Pass	2.402G	2.40199235G	-3.184	±50	1	-
2402MHz_TnomVmax	Pass	2.402G	2.40199238G	-3.1707	±50	1	-
2440MHz_TnomVnom	Pass	2.44G	2.43998523G	-6.0545	±50	1	-
2440MHz_TnomVmin	Pass	2.44G	2.43998534G	-6.0086	±50	1	-
2440MHz_TnomVmax	Pass	2.44G	2.43998545G	-5.9648	±50	1	-
2480MHz_TnomVnom	Pass	2.48G	2.47997838G	-8.7198	±50	1	-
2480MHz_TnomVmin	Pass	2.48G	2.4799784G	-8.7101	±50	1	-
2480MHz_TnomVmax	Pass	2.48G	2.47997846G	-8.6855	±50	1	-

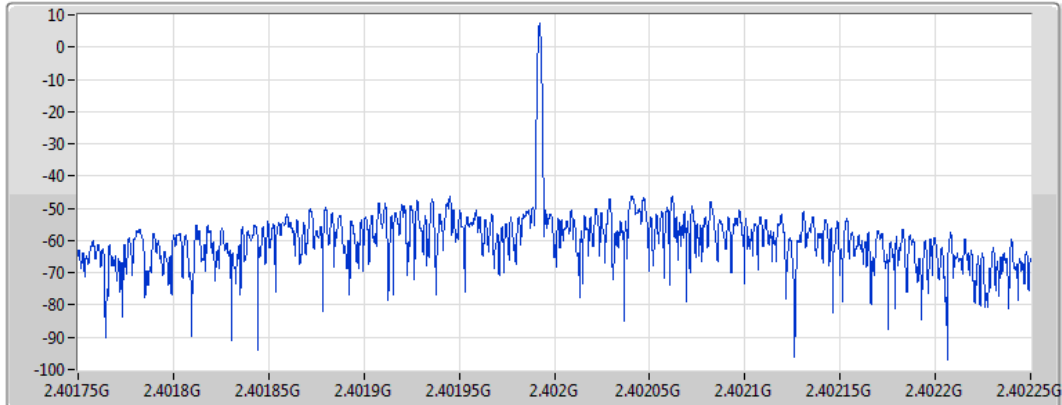
BT-LE(2Mbps)

Freq. Stability

2402MHz_TnomVnom

09/08/2023

CF
2.402GHz
Span
500kHz
RBW
1kHz
VBW
3kHz
Sweep Time
50ms
Detector Type
Auto Peak



Port 1

Ch(Hz)	Center(Hz)	Fl(Hz)	Fh(Hz)	ppm	Limit(ppm)	Port	Remark
2.402G	2.4019923G	NaN	NaN	-3.2069	±50	1	-

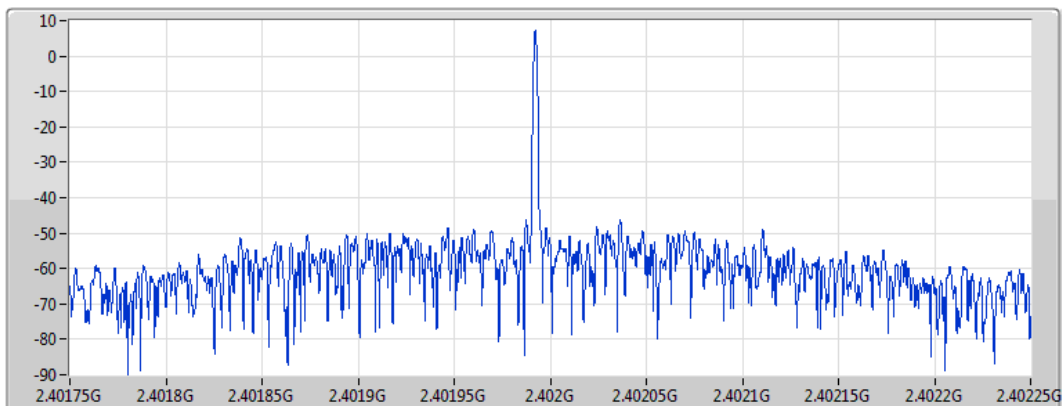
BT-LE(2Mbps)

Freq. Stability

2402MHz_TnomVmin

09/08/2023

CF
2.402GHz
Span
500kHz
RBW
1kHz
VBW
3kHz
Sweep Time
50ms
Detector Type
Auto Peak



Port 1

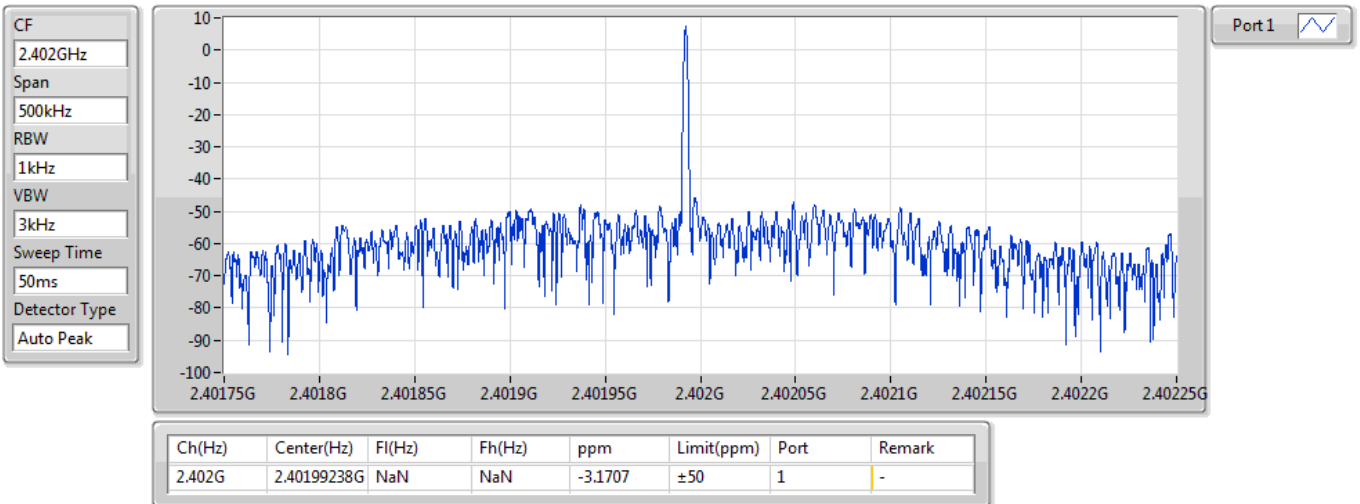
Ch(Hz)	Center(Hz)	Fl(Hz)	Fh(Hz)	ppm	Limit(ppm)	Port	Remark
2.402G	2.40199235G	NaN	NaN	-3.184	±50	1	-

BT-LE(2Mbps)

Freq. Stability

2402MHz_TnomVmax

09/08/2023

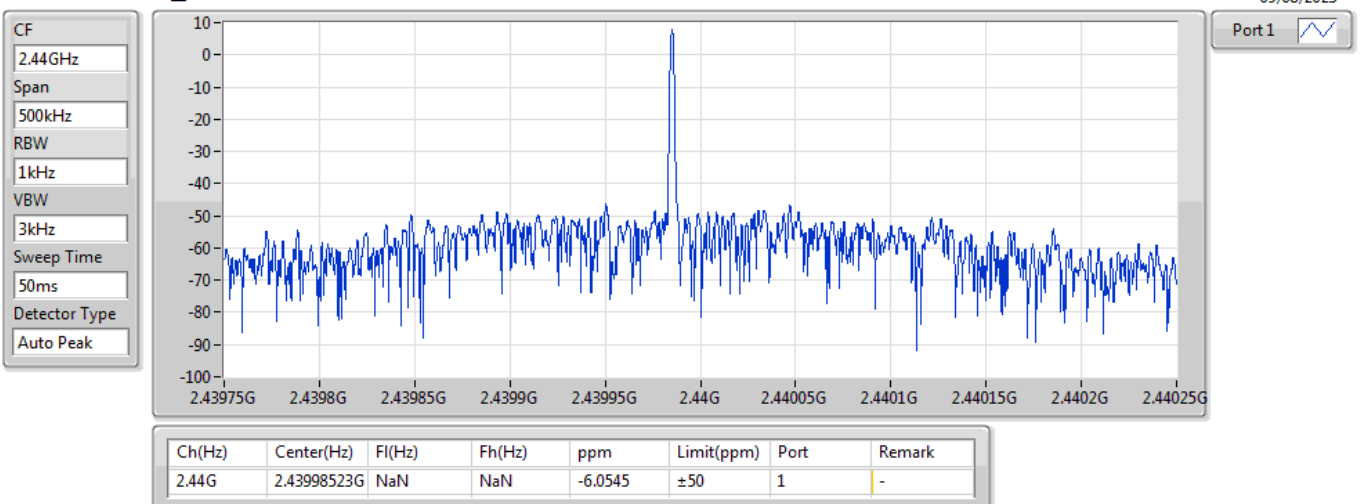


BT-LE(2Mbps)

Freq. Stability

2440MHz_TnomVnom

09/08/2023

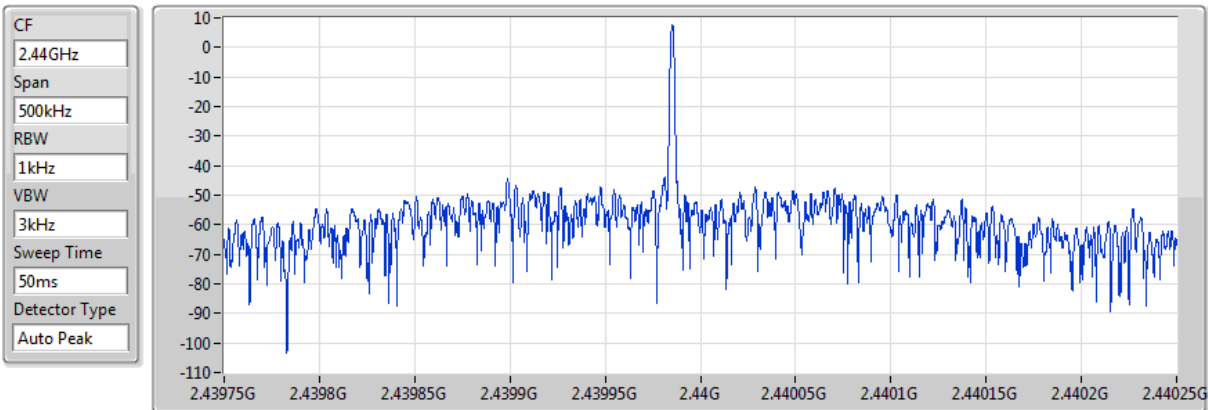


BT-LE(2Mbps)

Freq. Stability

2440MHz_TnomVmin

09/08/2023



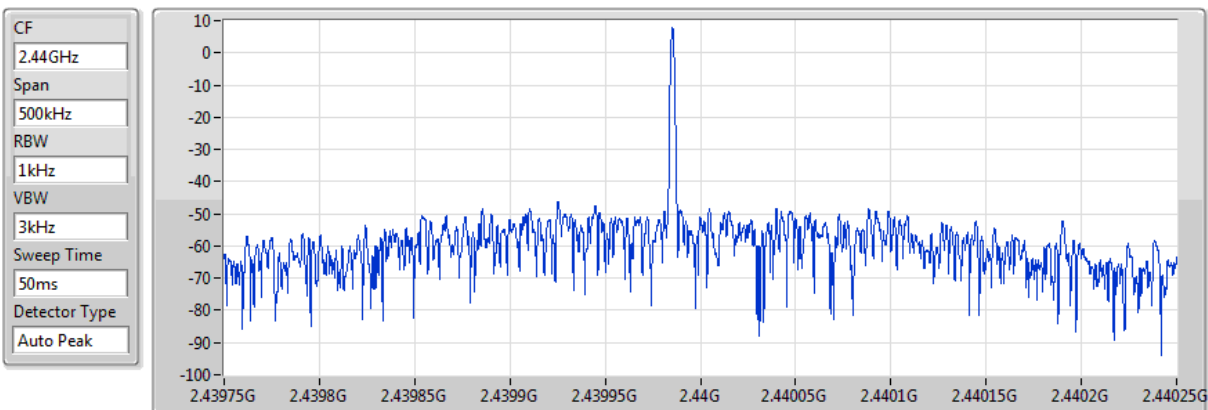
Ch(Hz)	Center(Hz)	Fl(Hz)	Fh(Hz)	ppm	Limit(ppm)	Port	Remark
2.44G	2.43998534G	NaN	NaN	-6.0086	±50	1	-

BT-LE(2Mbps)

Freq. Stability

2440MHz_TnomVmax

09/08/2023



Ch(Hz)	Center(Hz)	Fl(Hz)	Fh(Hz)	ppm	Limit(ppm)	Port	Remark
2.44G	2.43998545G	NaN	NaN	-5.9648	±50	1	-

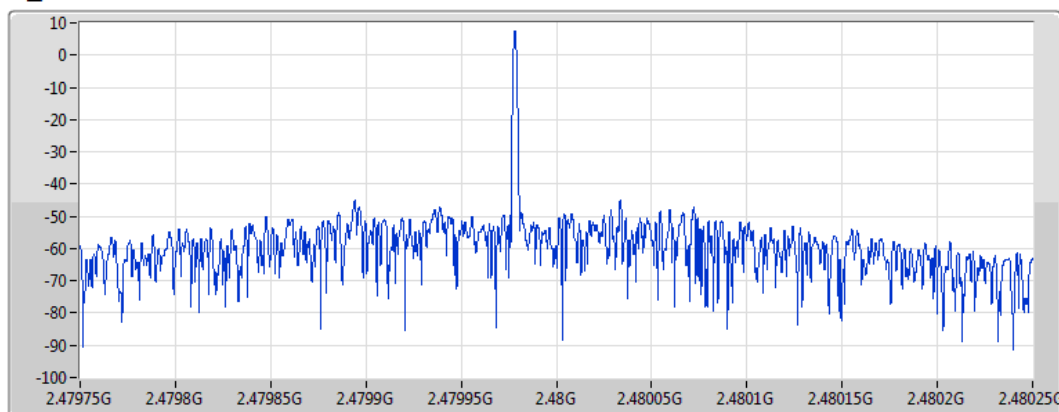
BT-LE(2Mbps)


Freq. Stability

2480MHz_TnomVnom

09/08/2023

CF
2.48GHz
Span
500kHz
RBW
1kHz
VBW
3kHz
Sweep Time
50ms
Detector Type
Auto Peak



Port 1 

Ch(Hz)	Center(Hz)	Fl(Hz)	Fh(Hz)	ppm	Limit(ppm)	Port	Remark
2.48G	2.47997838G	NaN	NaN	-8.7198	±50	1	-

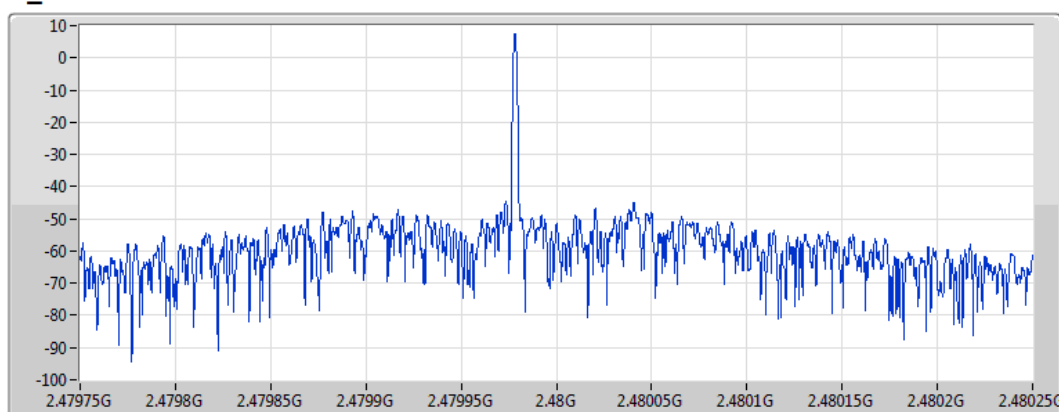
BT-LE(2Mbps)


Freq. Stability

2480MHz_TnomVmin

09/08/2023

CF
2.48GHz
Span
500kHz
RBW
1kHz
VBW
3kHz
Sweep Time
50ms
Detector Type
Auto Peak



Port 1 

Ch(Hz)	Center(Hz)	Fl(Hz)	Fh(Hz)	ppm	Limit(ppm)	Port	Remark
2.48G	2.4799784G	NaN	NaN	-8.7101	±50	1	-

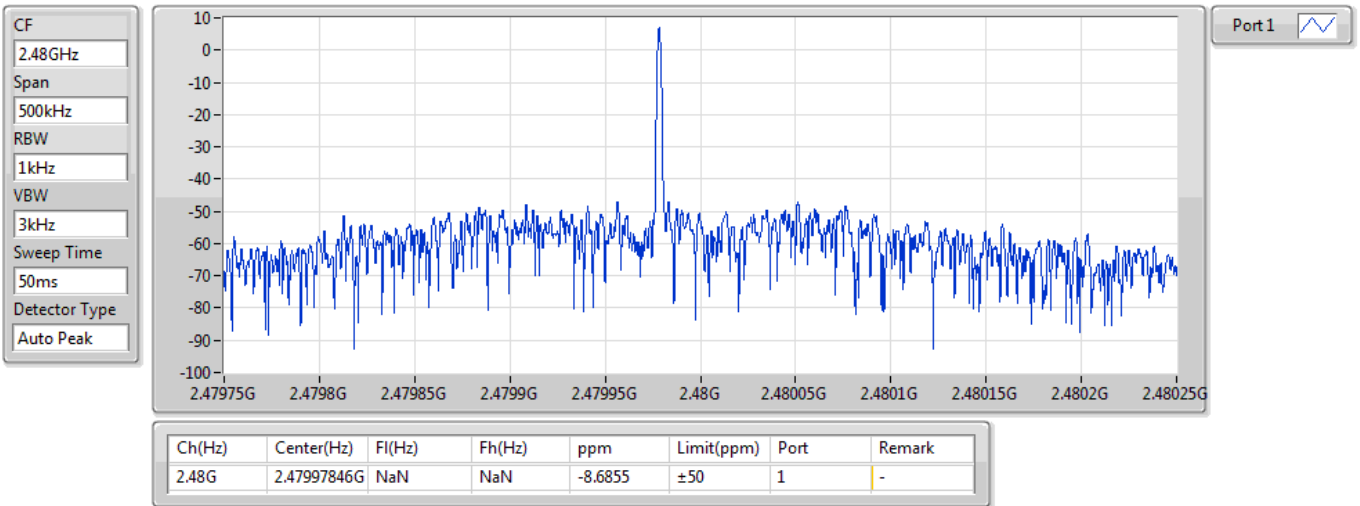


BT-LE(2Mbps)

Freq. Stability

2480MHz_TnomVmax

09/08/2023



**Summary**

Mode	Max-OBW (Hz)	ITU-Code	Min-OBW (Hz)
2.4-2.4835GHz	-	-	-
BT-LE(125kbps)	1.381M	1M38F1D	1.377M

Max-OBW = Maximum 99% occupied bandwidth; **Min-OBW** = Minimum 99% occupied bandwidth

Result

Mode	Result	Limit (Hz)	P1-OBW (Hz)
BT-LE(125kbps)	-	-	-
2402MHz_TnomVnom	Pass	26M	1.379M
2402MHz_TnomVmin	Pass	26M	1.377M
2402MHz_TnomVmax	Pass	26M	1.379M
2440MHz_TnomVnom	Pass	26M	1.379M
2440MHz_TnomVmin	Pass	26M	1.379M
2440MHz_TnomVmax	Pass	26M	1.379M
2480MHz_TnomVnom	Pass	26M	1.379M
2480MHz_TnomVmin	Pass	26M	1.379M
2480MHz_TnomVmax	Pass	26M	1.381M

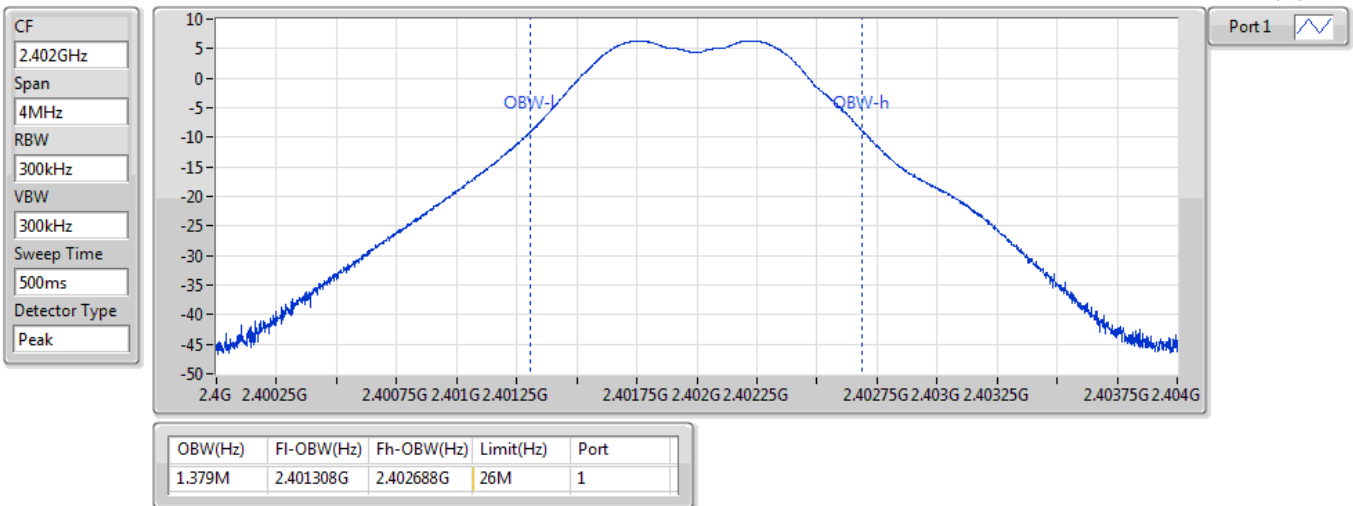
P1-OBW = Port 1 99% occupied bandwidth; **P2-OBW** = Port 2 99% occupied bandwidth; **Pn-OBW** = Port n 99% occupied bandwidth

BT-LE(125kbps)

OBW

2402MHz_TnomVnom

09/08/2023

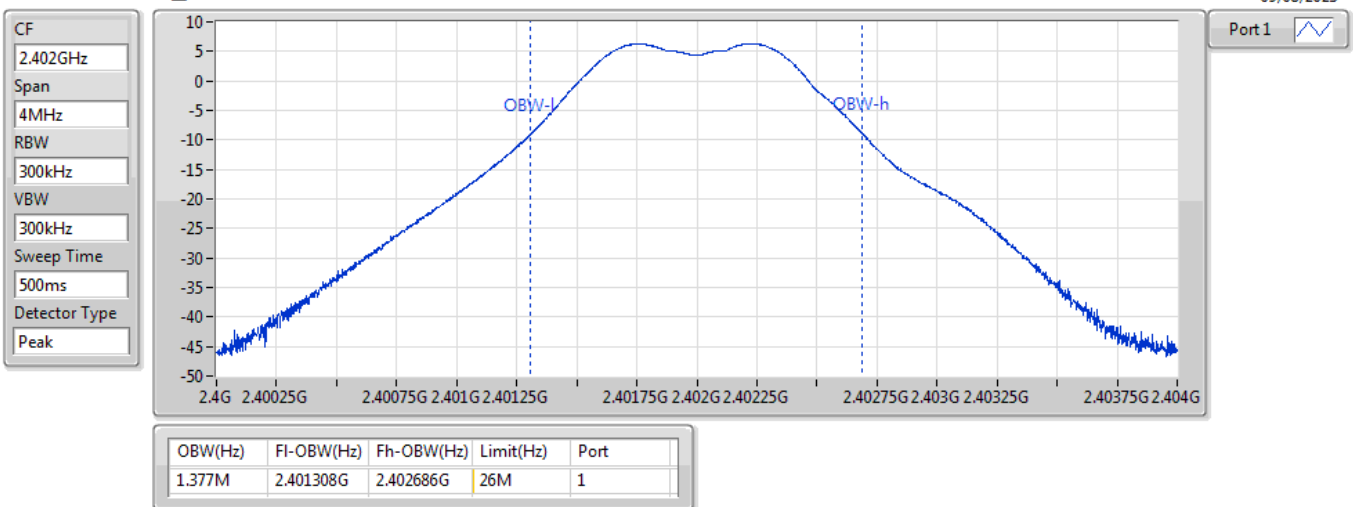


BT-LE(125kbps)

OBW

2402MHz_TnomVmin

09/08/2023

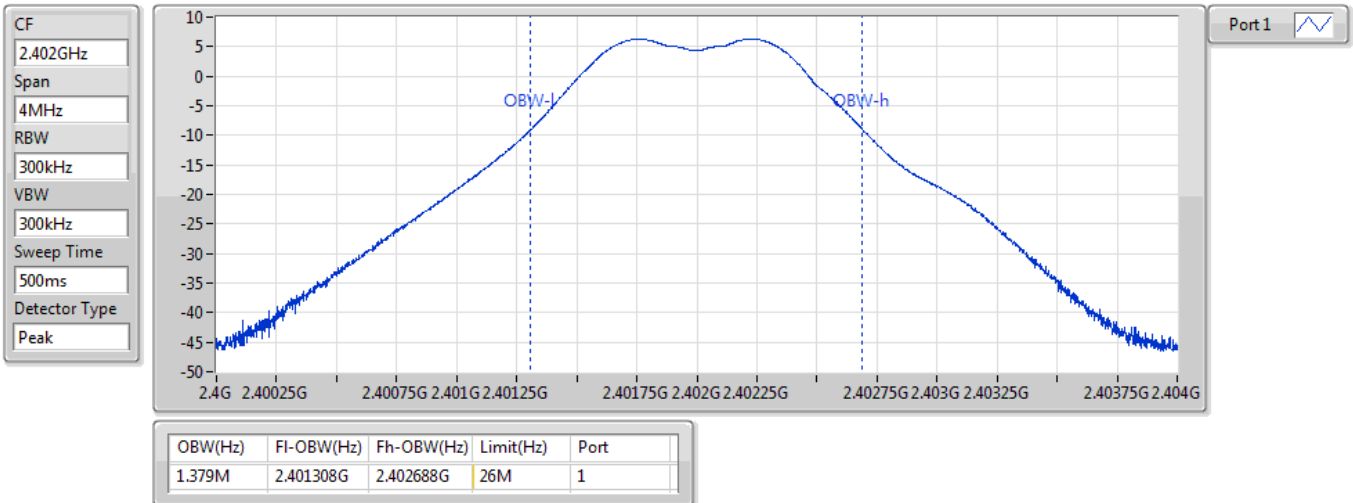


BT-LE(125kbps)

OBW

2402MHz_TnomVmax

09/08/2023

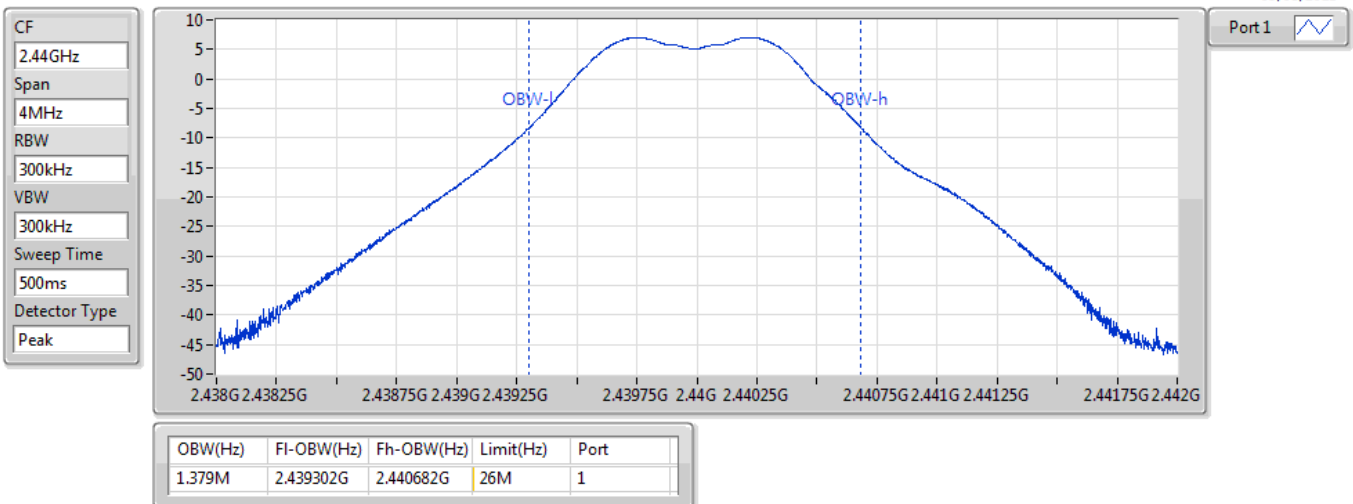


BT-LE(125kbps)

OBW

2440MHz_TnomVnom

09/08/2023

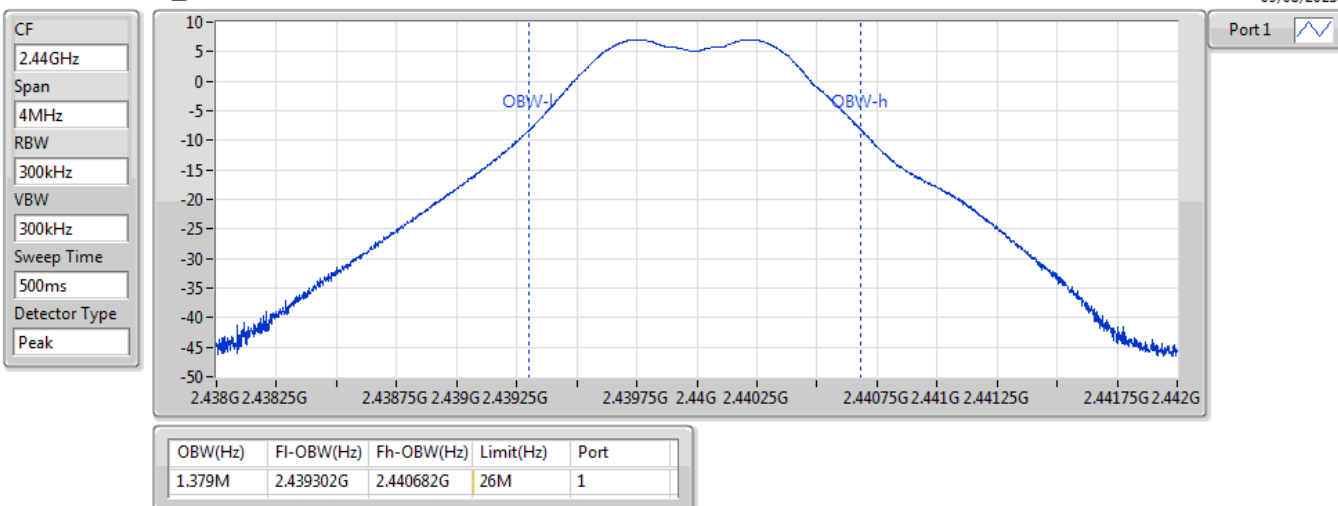


BT-LE(125kbps)

OBW

2440MHz_TnomVmin

09/08/2023

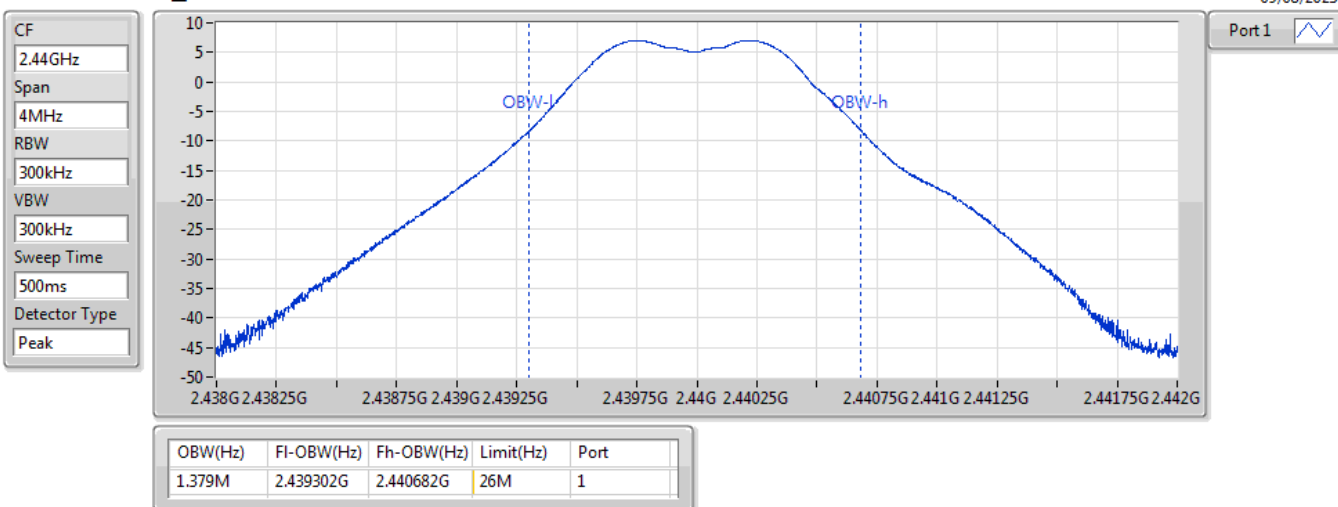


BT-LE(125kbps)

OBW

2440MHz_TnomVmax

09/08/2023

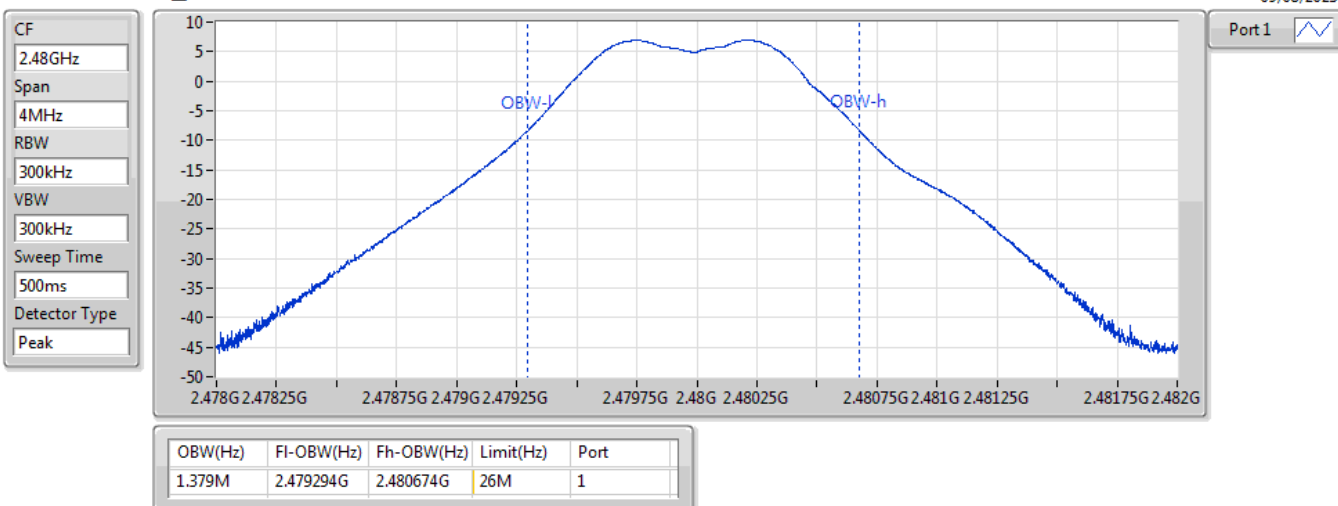


BT-LE(125kbps)

OBW

2480MHz_TnomVnom

09/08/2023

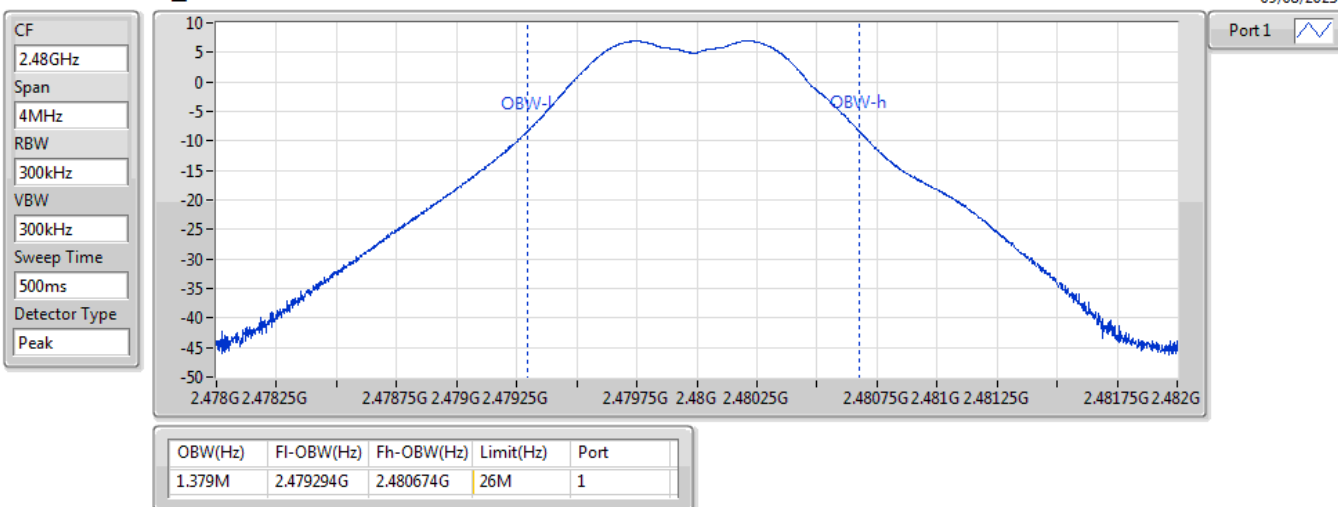


BT-LE(125kbps)

OBW

2480MHz_TnomVmin

09/08/2023

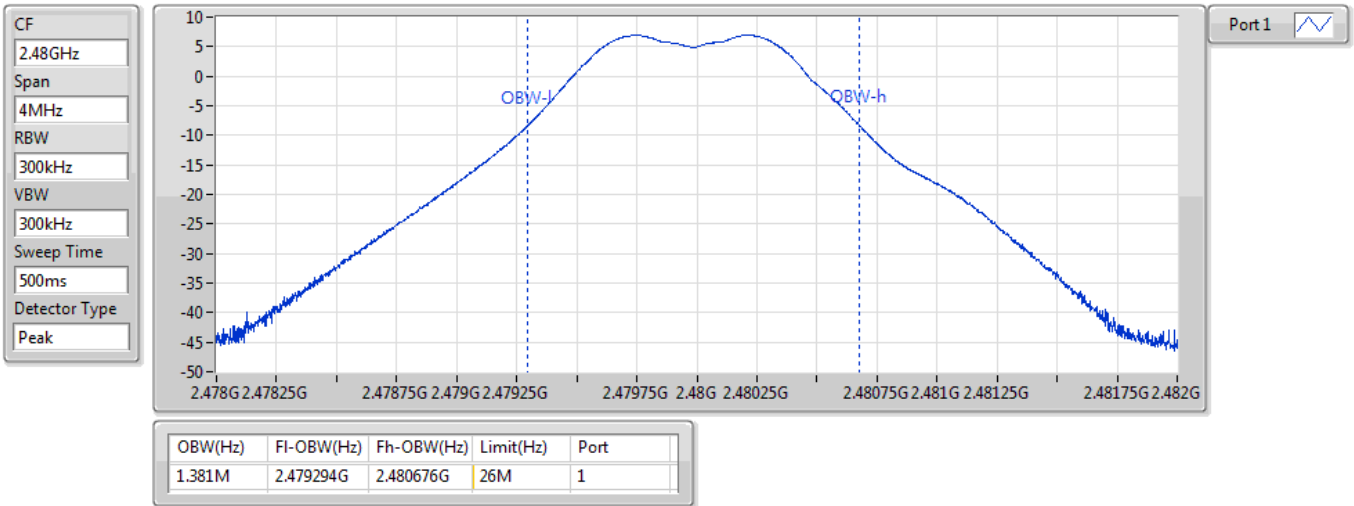


BT-LE(125kbps)

OBW

2480MHz_TnomVmax

09/08/2023



Summary

Mode	Max-OBW (Hz)	ITU-Code	Min-OBW (Hz)
2.4-2.4835GHz	-	-	-
BT-LE(500kbps)	1.325M	1M33F1D	1.319M

Max-OBW = Maximum 99% occupied bandwidth; **Min-OBW** = Minimum 99% occupied bandwidth

Result

Mode	Result	Limit (Hz)	P1-OBW (Hz)
BT-LE(500kbps)	-	-	-
2402MHz_TnomVnom	Pass	26M	1.321M
2402MHz_TnomVmin	Pass	26M	1.319M
2402MHz_TnomVmax	Pass	26M	1.321M
2440MHz_TnomVnom	Pass	26M	1.325M
2440MHz_TnomVmin	Pass	26M	1.325M
2440MHz_TnomVmax	Pass	26M	1.323M
2480MHz_TnomVnom	Pass	26M	1.321M
2480MHz_TnomVmin	Pass	26M	1.323M
2480MHz_TnomVmax	Pass	26M	1.321M

P1-OBW = Port 1 99% occupied bandwidth; **P2-OBW** = Port 2 99% occupied bandwidth; **Pn-OBW** = Port n 99% occupied bandwidth

BT-LE(500kbps)

OBW

2402MHz_TnomVnom

09/08/2023

CF
2.402GHz

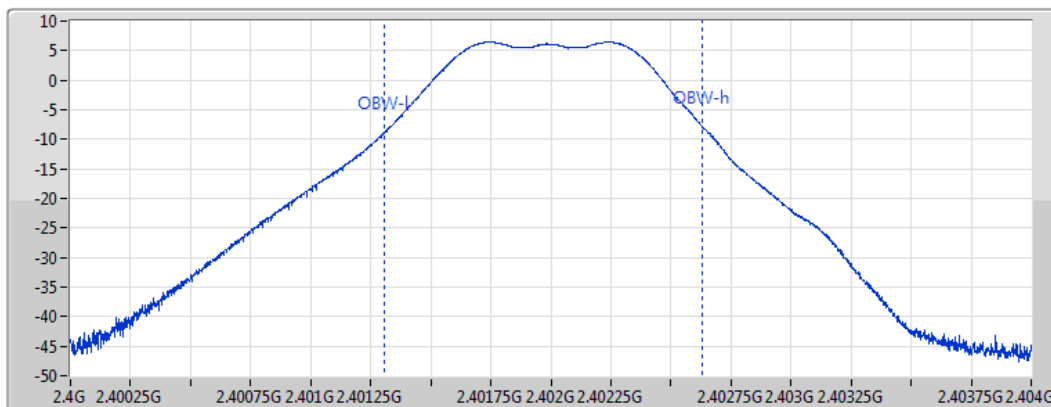
Span
4MHz

RBW
300kHz

VBW
300kHz

Sweep Time
500ms

Detector Type
Peak



Port1

OBW(Hz)	FI-OBW(Hz)	Fh-OBW(Hz)	Limit(Hz)	Port
1.321M	2.401308G	2.40263G	26M	1

BT-LE(500kbps)

OBW

2402MHz_TnomVmin

09/08/2023

CF
2.402GHz

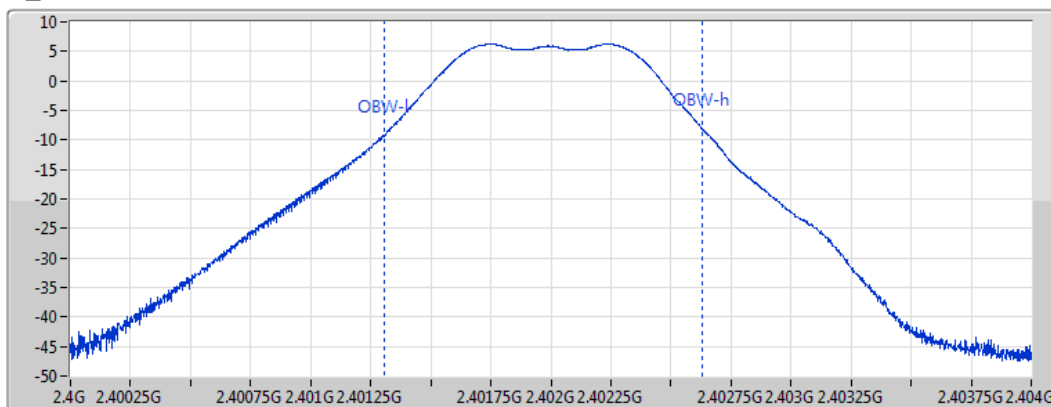
Span
4MHz

RBW
300kHz

VBW
300kHz

Sweep Time
500ms

Detector Type
Peak



Port1

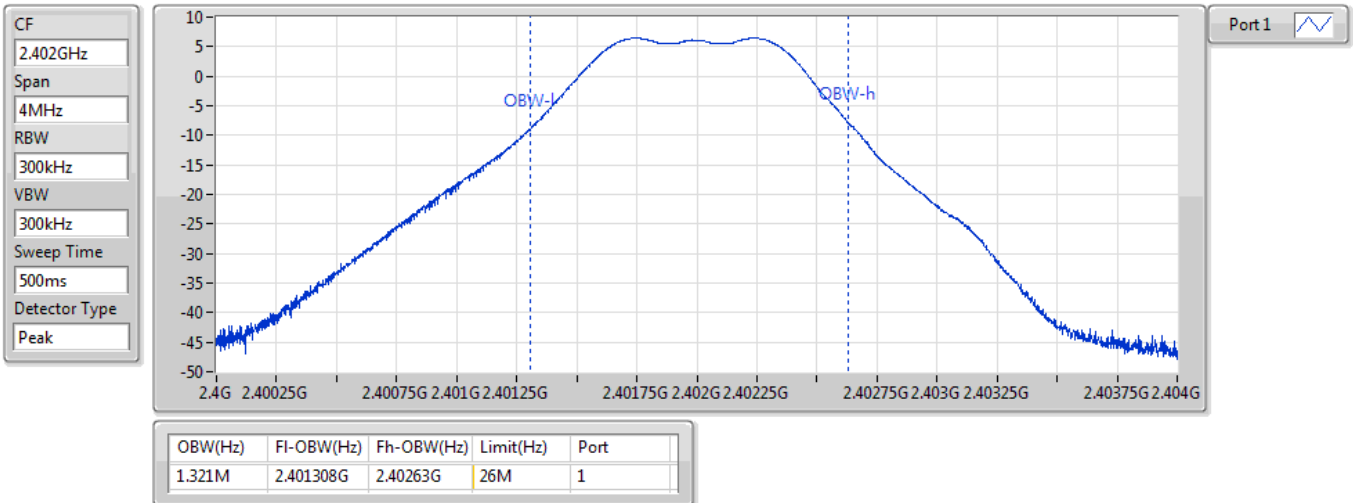
OBW(Hz)	FI-OBW(Hz)	Fh-OBW(Hz)	Limit(Hz)	Port
1.319M	2.401308G	2.402628G	26M	1

BT-LE(500kbps)

OBW

2402MHz_TnomVmax

09/08/2023

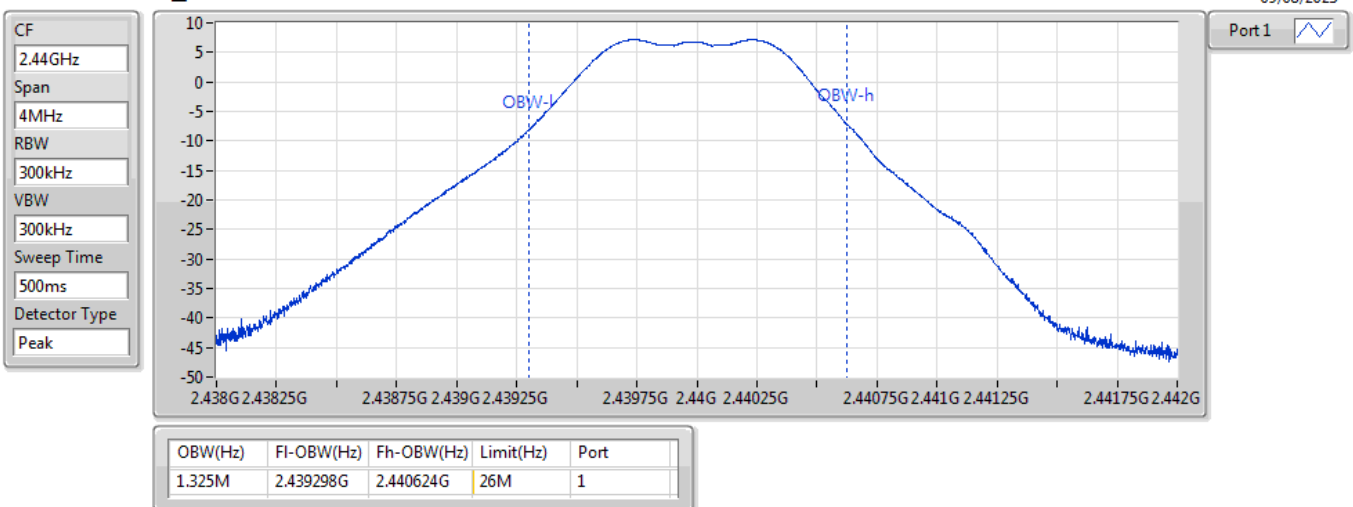


BT-LE(500kbps)

OBW

2440MHz_TnomVnom

09/08/2023

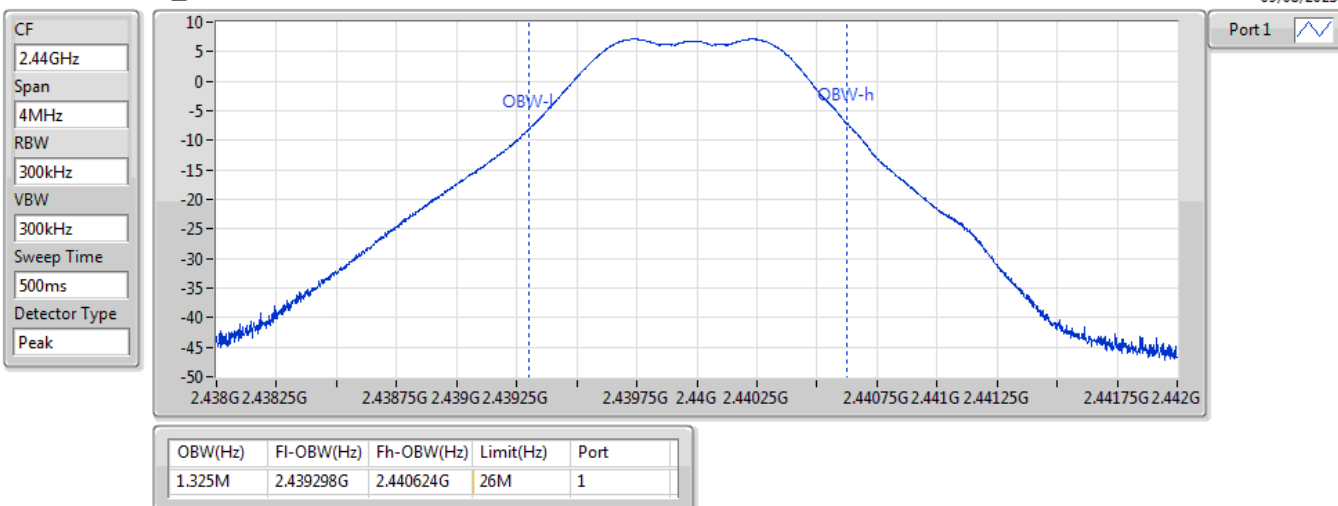


BT-LE(500kbps)

OBW

2440MHz_TnomVmin

09/08/2023

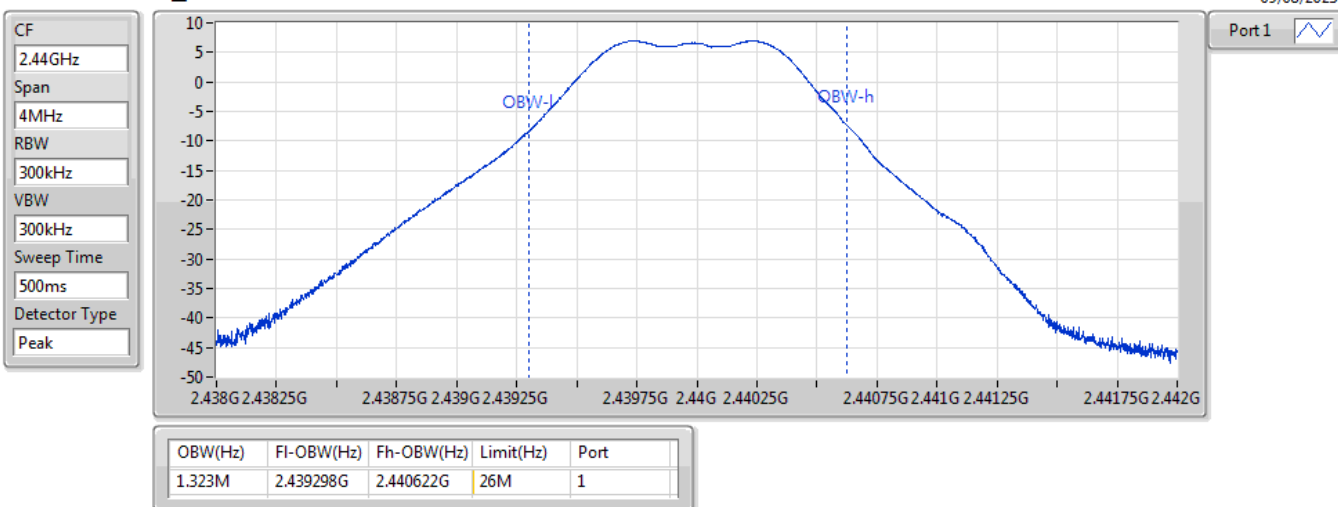


BT-LE(500kbps)

OBW

2440MHz_TnomVmax

09/08/2023

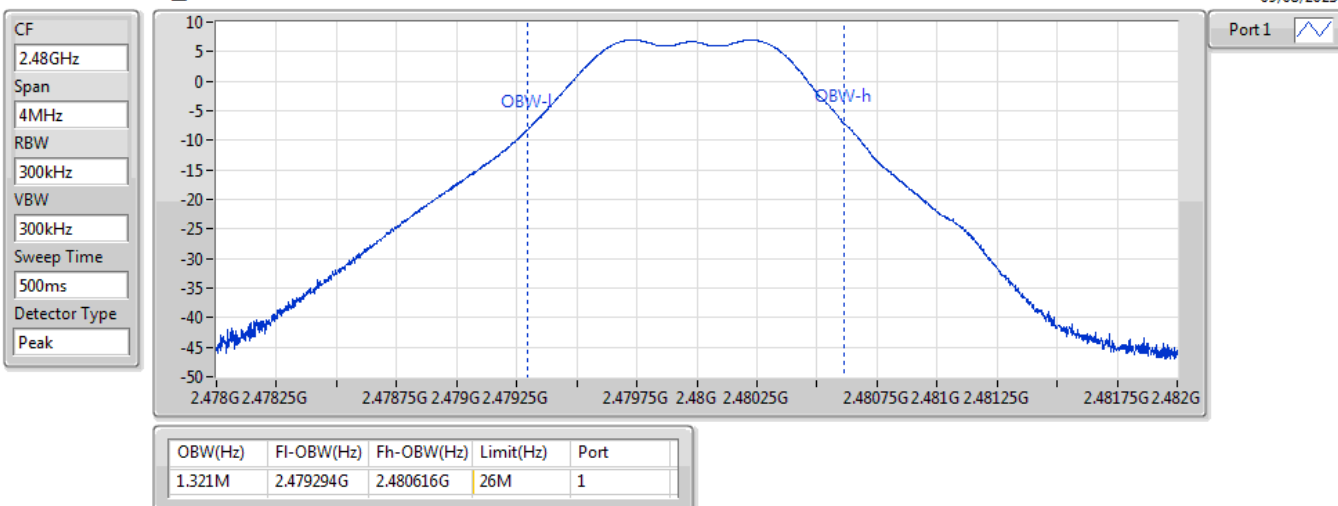


BT-LE(500kbps)

OBW

2480MHz_TnomVnom

09/08/2023

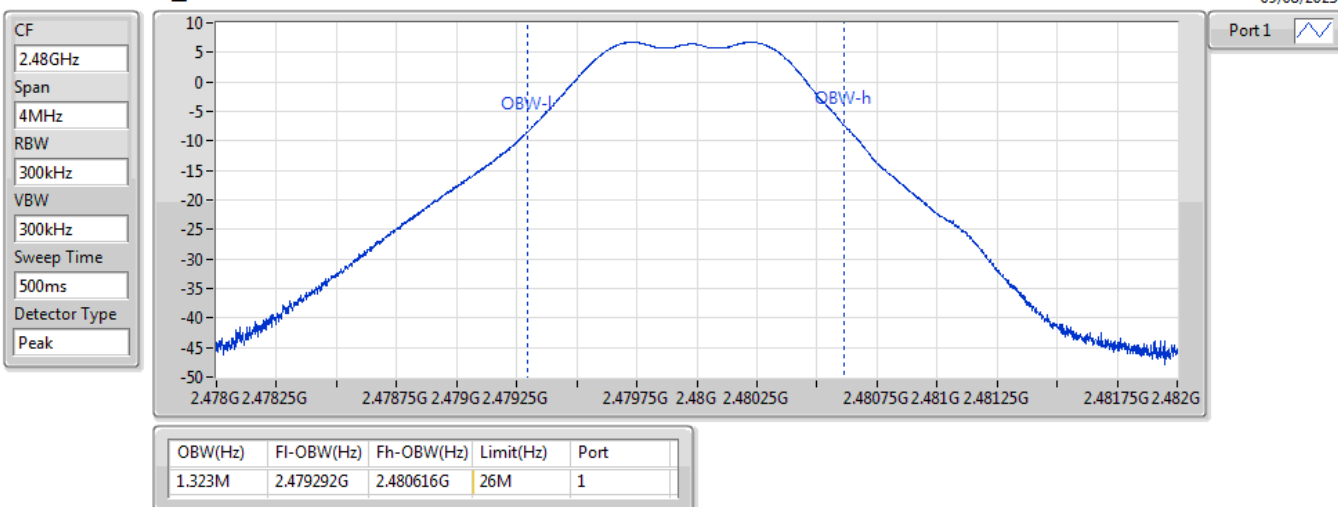


BT-LE(500kbps)

OBW

2480MHz_TnomVmin

09/08/2023

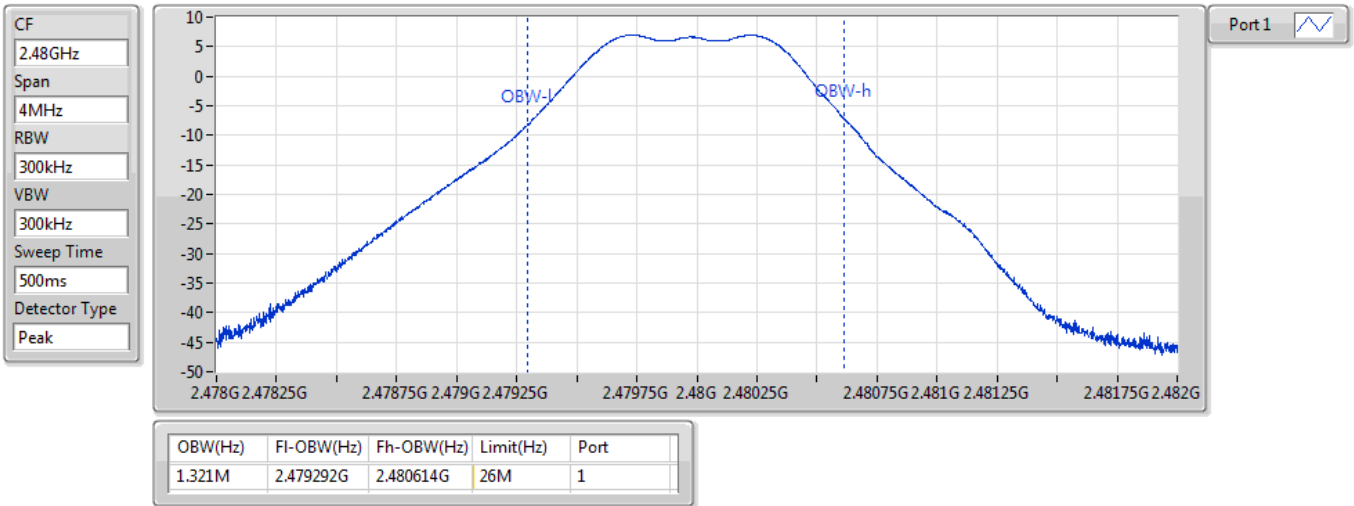


BT-LE(500kbps)

OBW

2480MHz_TnomVmax

09/08/2023



Summary

Mode	Max-OBW (Hz)	ITU-Code	Min-OBW (Hz)
2.4-2.4835GHz	-	-	-
BT-LE(1Mbps)	1.325M	1M33F1D	1.322M

Max-OBW = Maximum 99% occupied bandwidth; **Min-OBW** = Minimum 99% occupied bandwidth

Result

Mode	Result	Limit (Hz)	P1-OBW (Hz)
BT-LE(1Mbps)	-	-	-
2402MHz_TnomVnom	Pass	26M	1.323M
2402MHz_TnomVmin	Pass	26M	1.325M
2402MHz_TnomVmax	Pass	26M	1.324M
2440MHz_TnomVnom	Pass	26M	1.324M
2440MHz_TnomVmin	Pass	26M	1.325M
2440MHz_TnomVmax	Pass	26M	1.324M
2480MHz_TnomVnom	Pass	26M	1.322M
2480MHz_TnomVmin	Pass	26M	1.323M
2480MHz_TnomVmax	Pass	26M	1.323M

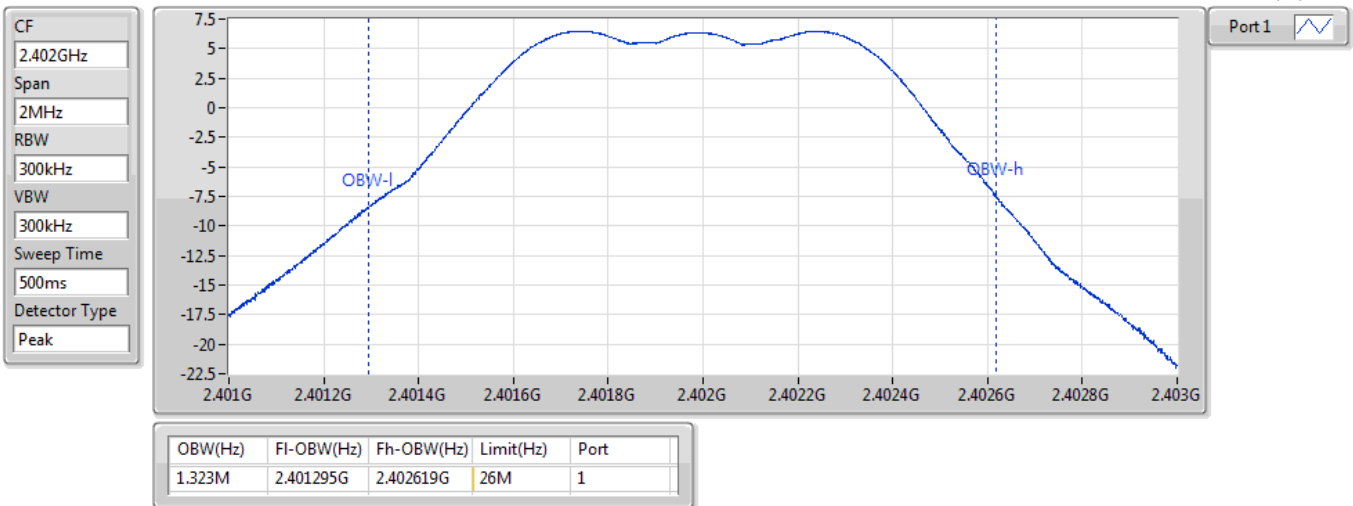
P1-OBW = Port 1 99% occupied bandwidth; **P2-OBW** = Port 2 99% occupied bandwidth; **Pn-OBW** = Port n 99% occupied bandwidth

BT-LE(1Mbps)

OBW

2402MHz_TnomVnom

09/08/2023

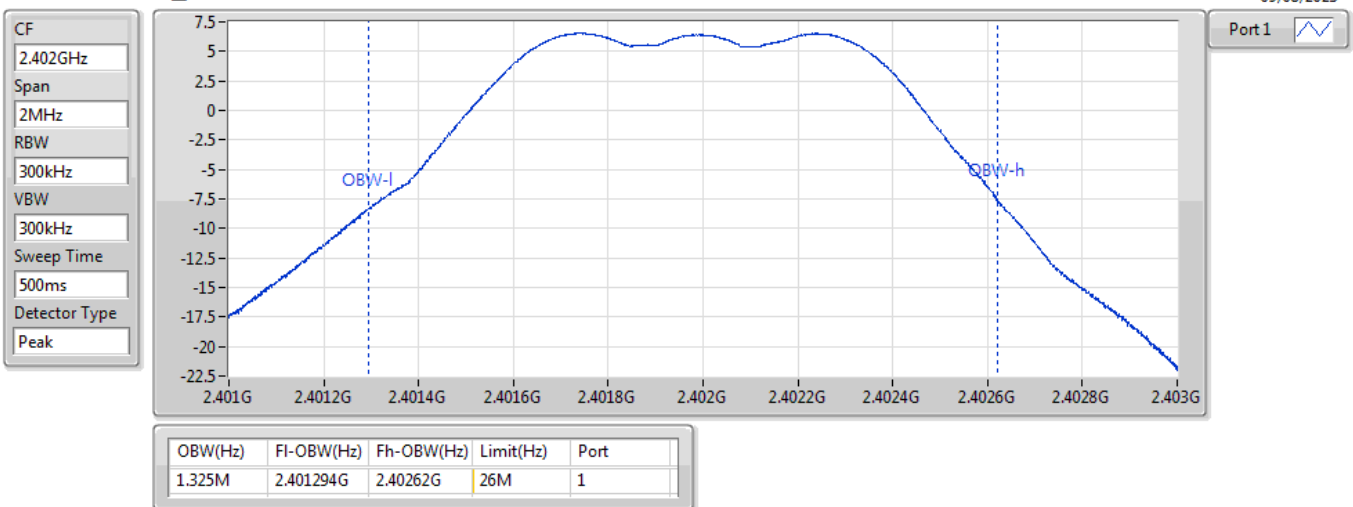


BT-LE(1Mbps)

OBW

2402MHz_TnomVmin

09/08/2023

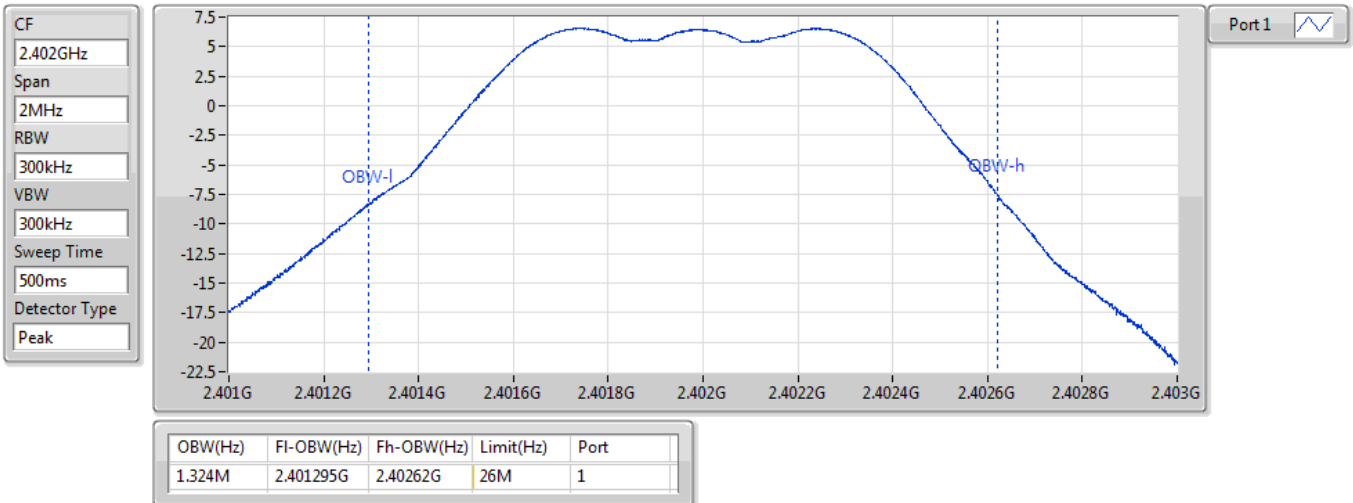


BT-LE(1Mbps)

OBW

2402MHz_TnomVmax

09/08/2023

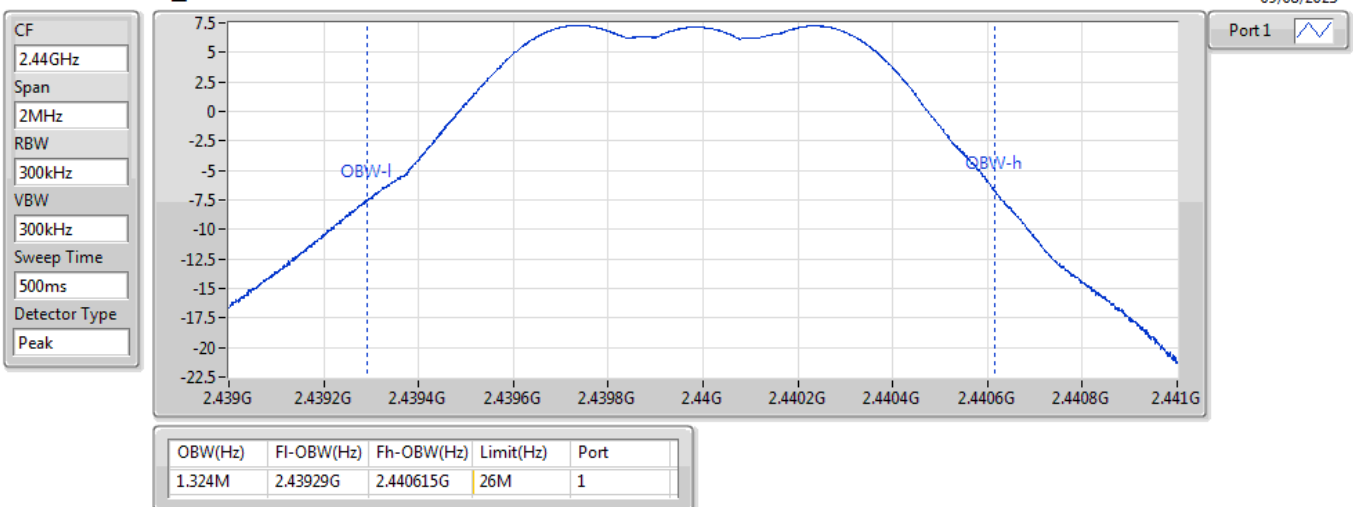


BT-LE(1Mbps)

OBW

2440MHz_TnomVnom

09/08/2023

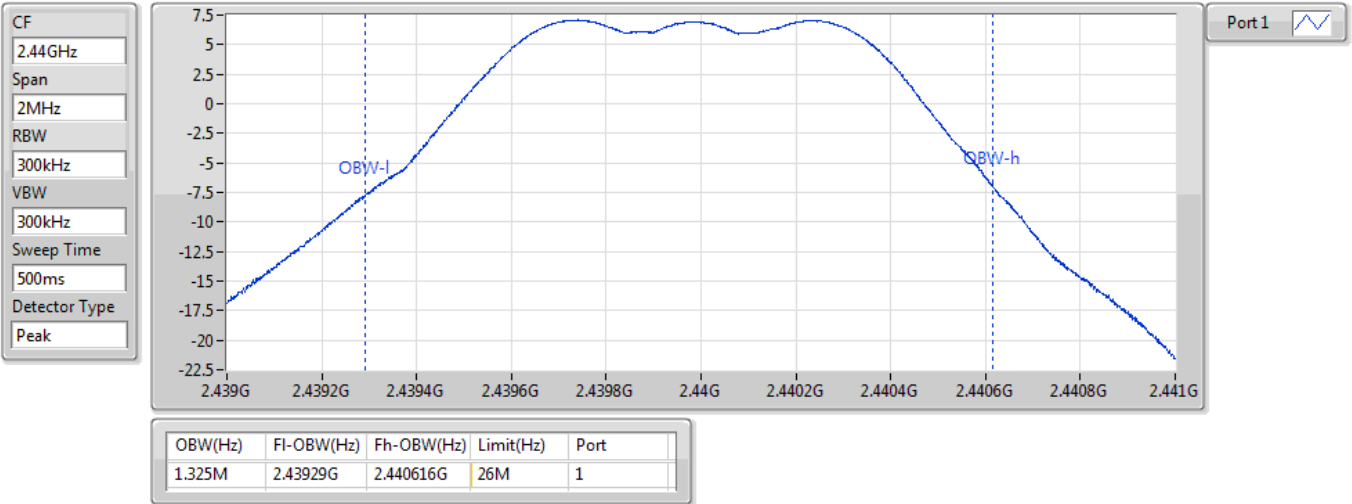


BT-LE(1Mbps)

OBW

2440MHz_TnomVmin

09/08/2023

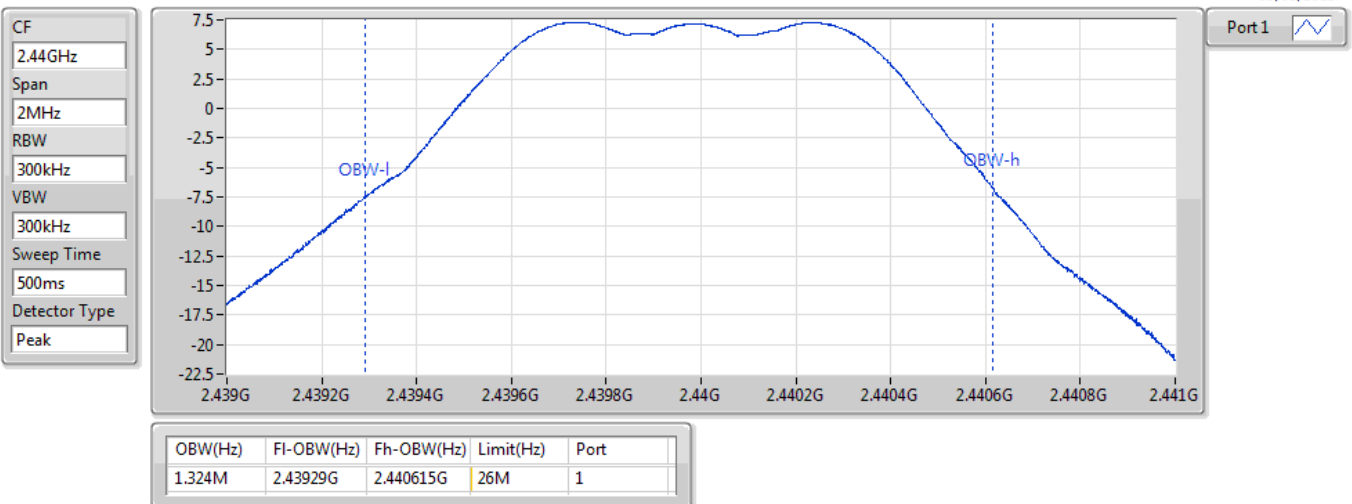


BT-LE(1Mbps)

OBW

2440MHz_TnomVmax

09/08/2023

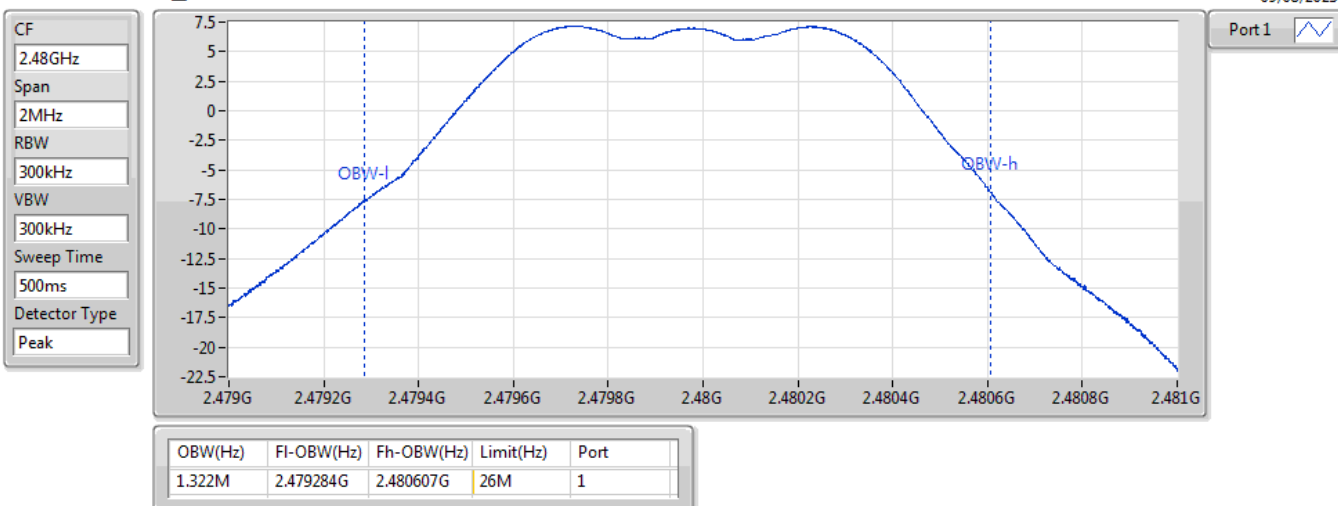


BT-LE(1Mbps)

OBW

2480MHz_TnomVnom

09/08/2023

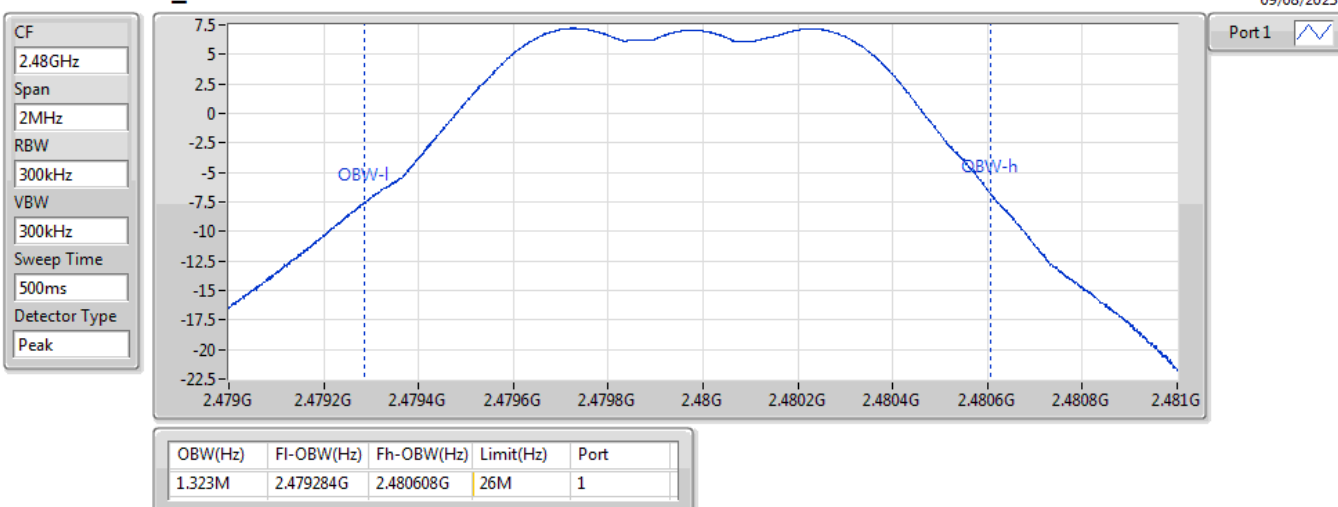


BT-LE(1Mbps)

OBW

2480MHz_TnomVmin

09/08/2023

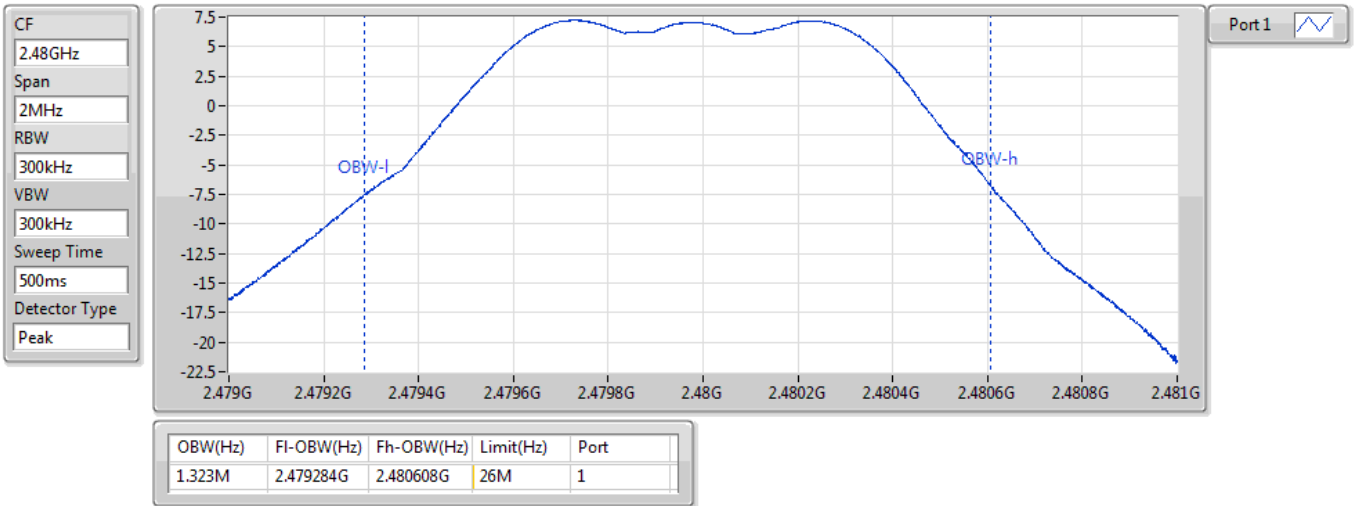


BT-LE(1Mbps)

OBW

2480MHz_TnomVmax

09/08/2023



Summary

Mode	Max-OBW (Hz)	ITU-Code	Min-OBW (Hz)
2.4-2.4835GHz	-	-	-
BT-LE(2Mbps)	2.135M	2M14F1D	2.133M

Max-OBW = Maximum 99% occupied bandwidth; **Min-OBW** = Minimum 99% occupied bandwidth

Result

Mode	Result	Limit (Hz)	P1-OBW (Hz)
BT-LE(2Mbps)	-	-	-
2402MHz_TnomVnom	Pass	26M	2.133M
2402MHz_TnomVmin	Pass	26M	2.133M
2402MHz_TnomVmax	Pass	26M	2.133M
2440MHz_TnomVnom	Pass	26M	2.135M
2440MHz_TnomVmin	Pass	26M	2.135M
2440MHz_TnomVmax	Pass	26M	2.135M
2480MHz_TnomVnom	Pass	26M	2.135M
2480MHz_TnomVmin	Pass	26M	2.135M
2480MHz_TnomVmax	Pass	26M	2.135M

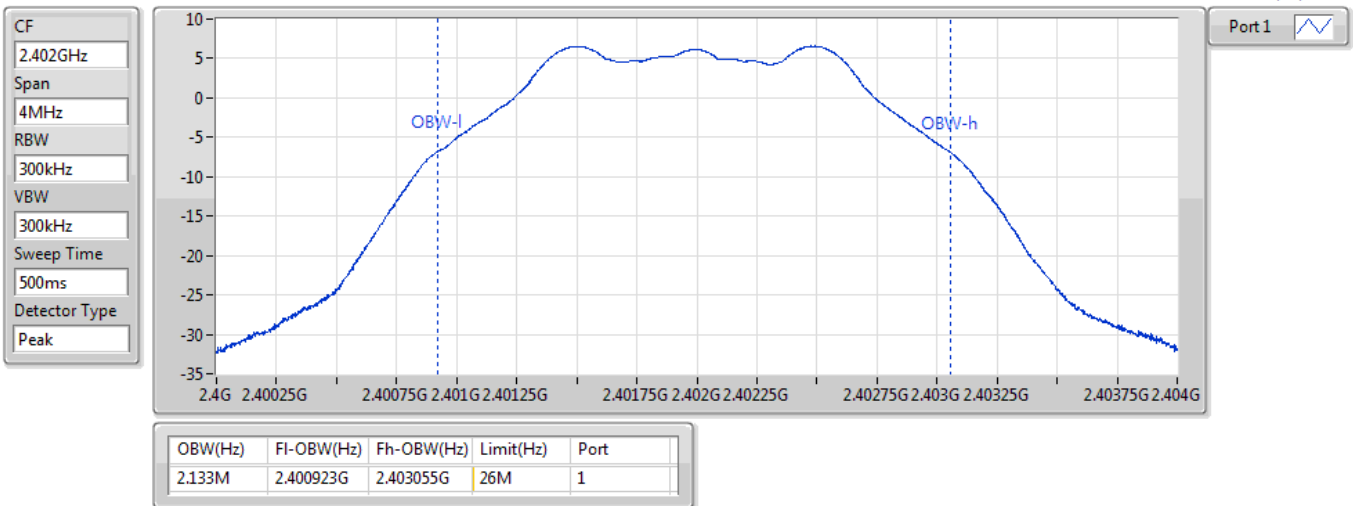
P1-OBW = Port 1 99% occupied bandwidth; **P2-OBW** = Port 2 99% occupied bandwidth; **Pn-OBW** = Port n 99% occupied bandwidth

BT-LE(2Mbps)

OBW

2402MHz_TnomVnom

09/08/2023

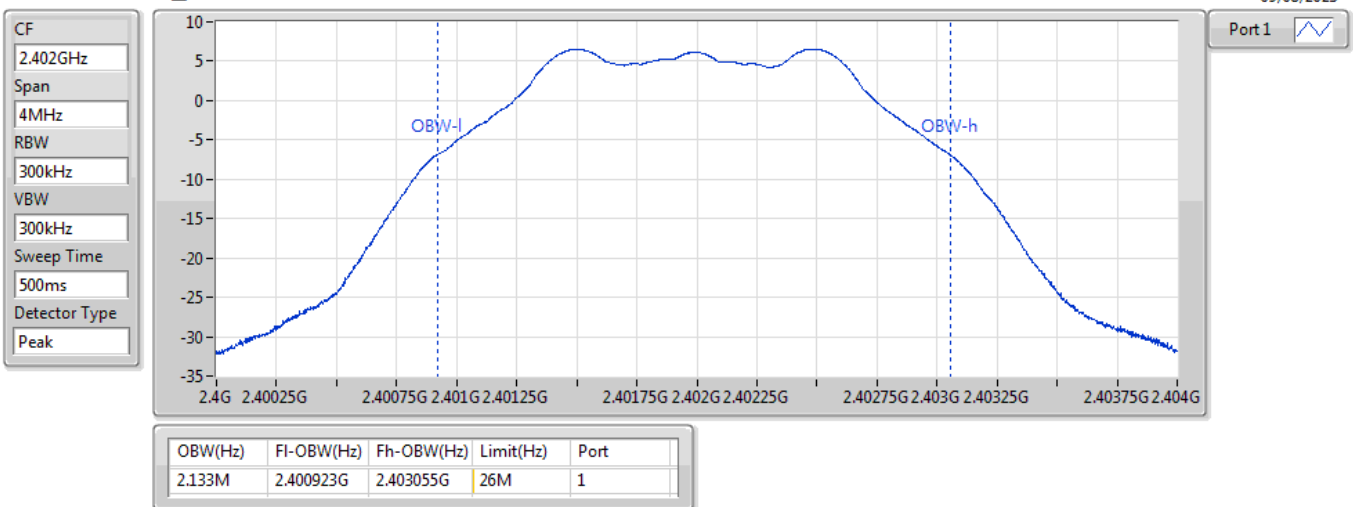


BT-LE(2Mbps)

OBW

2402MHz_TnomVmin

09/08/2023

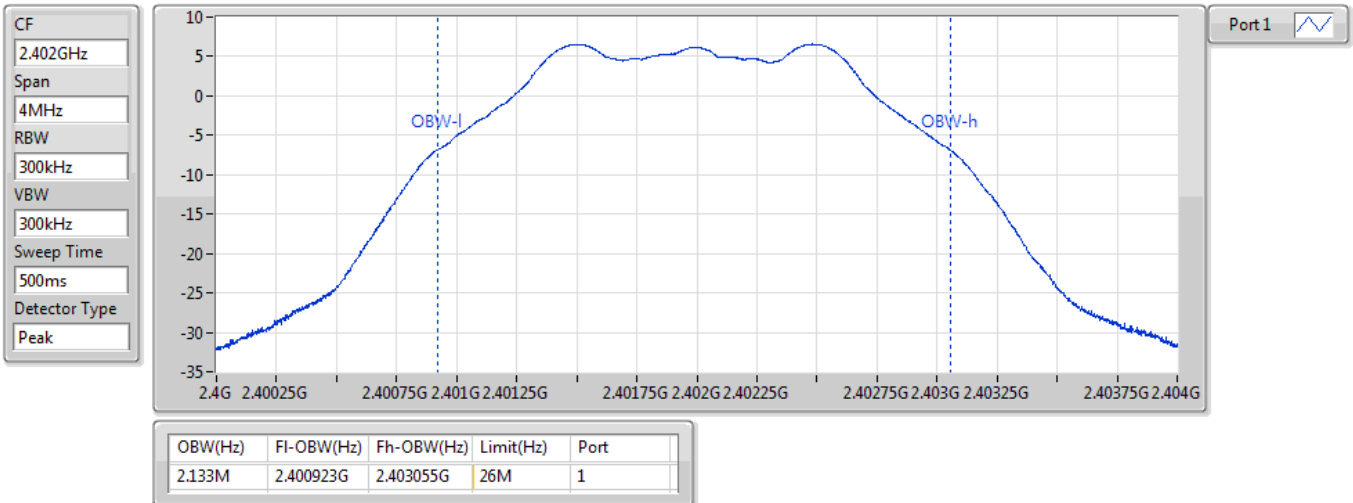


BT-LE(2Mbps)

OBW

2402MHz_TnomVmax

09/08/2023

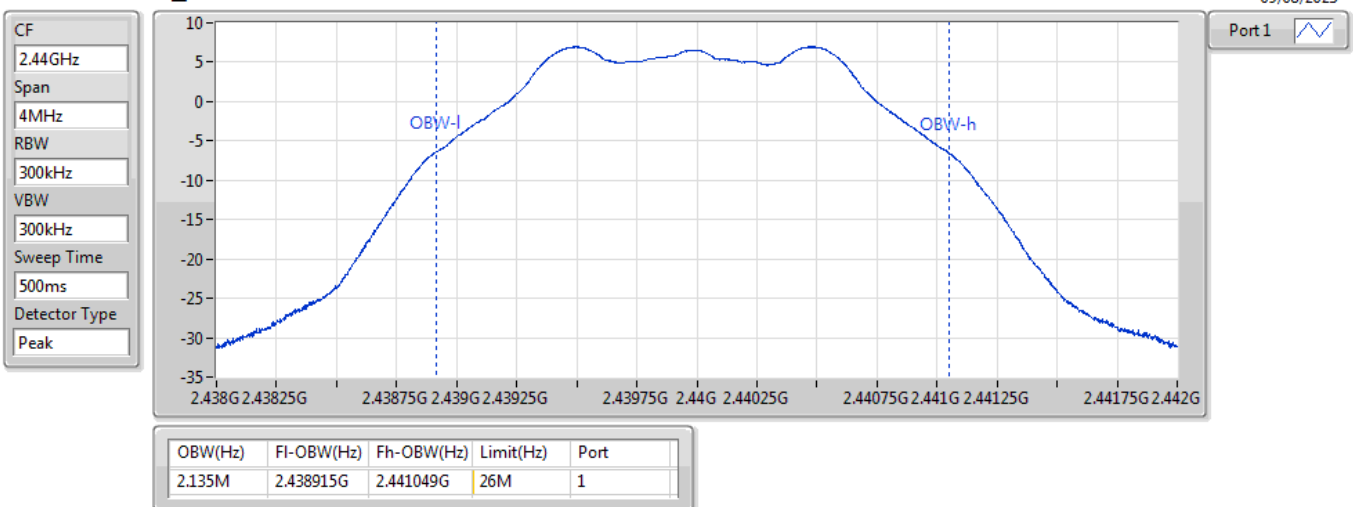


BT-LE(2Mbps)

OBW

2440MHz_TnomVnom

09/08/2023

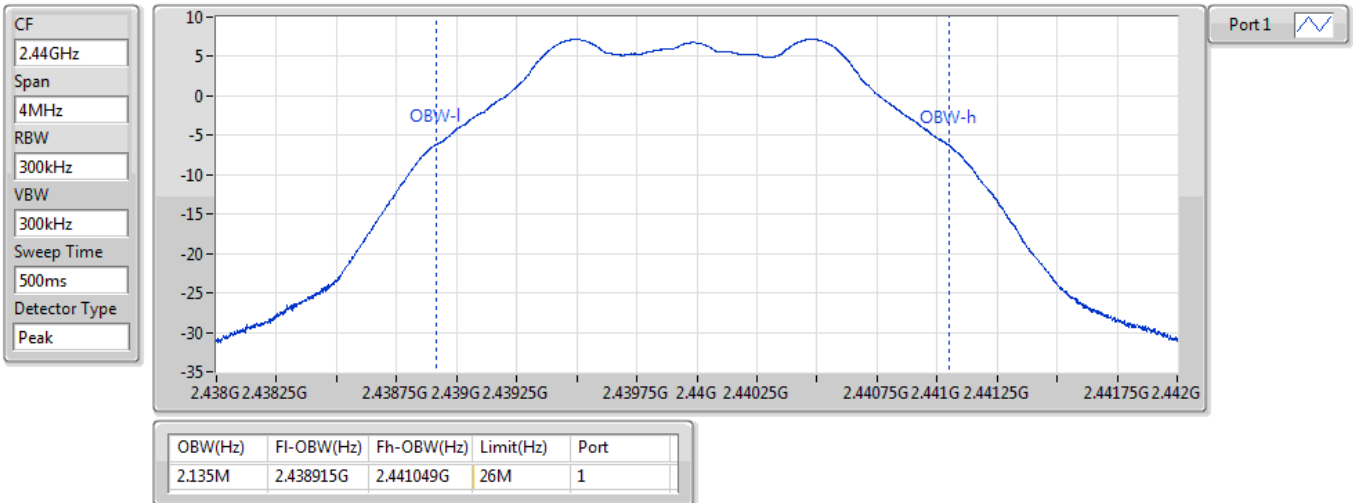


BT-LE(2Mbps)

OBW

2440MHz_TnomVmin

09/08/2023

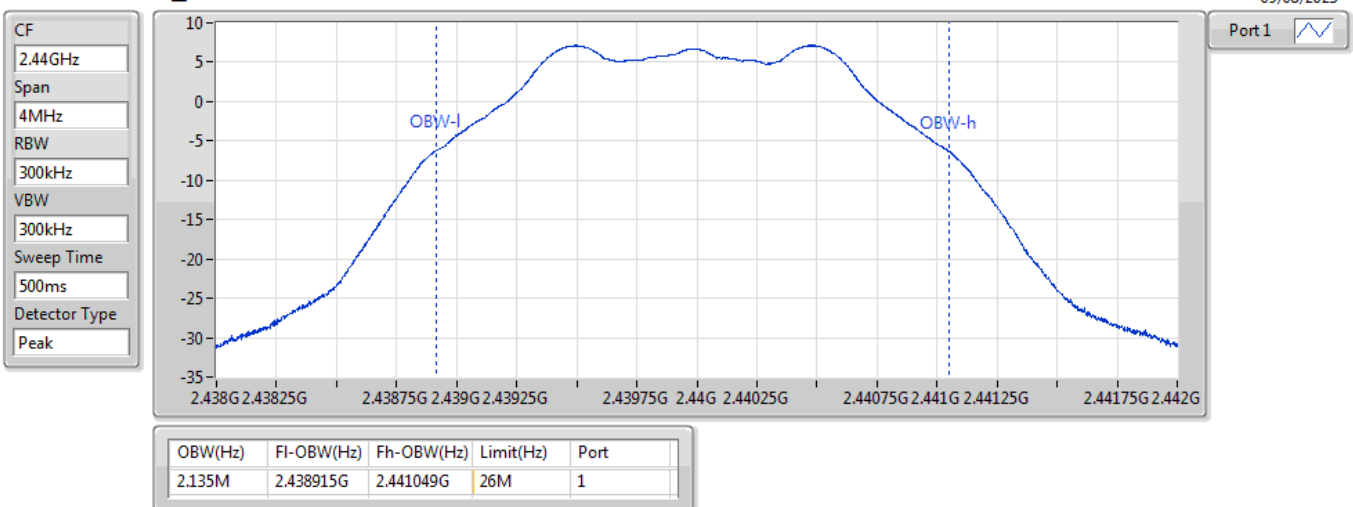


BT-LE(2Mbps)

OBW

2440MHz_TnomVmax

09/08/2023

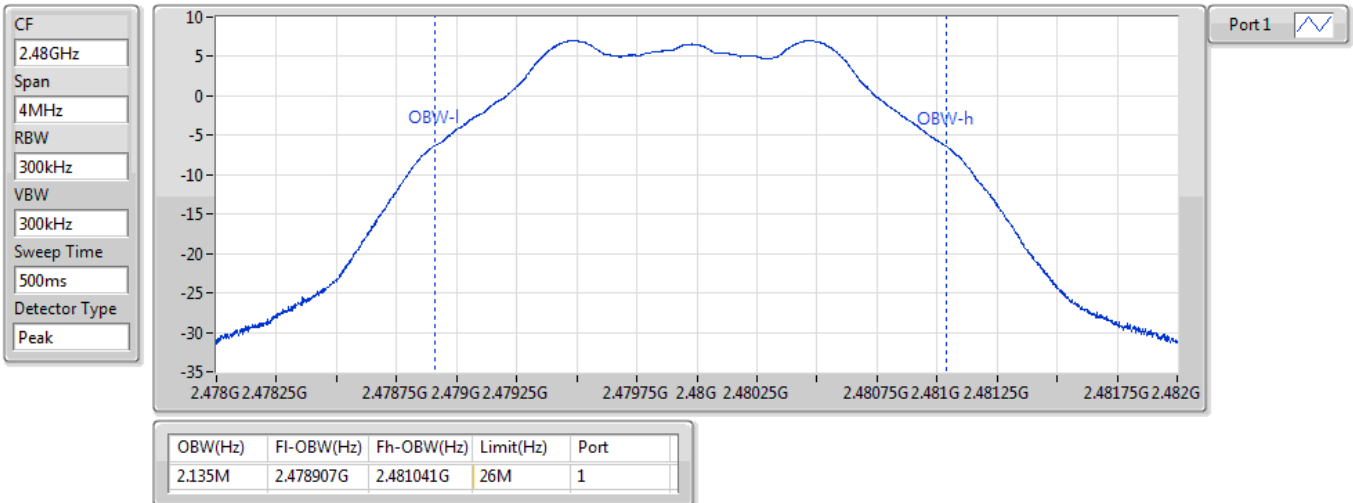


BT-LE(2Mbps)

OBW

2480MHz_TnomVnom

09/08/2023

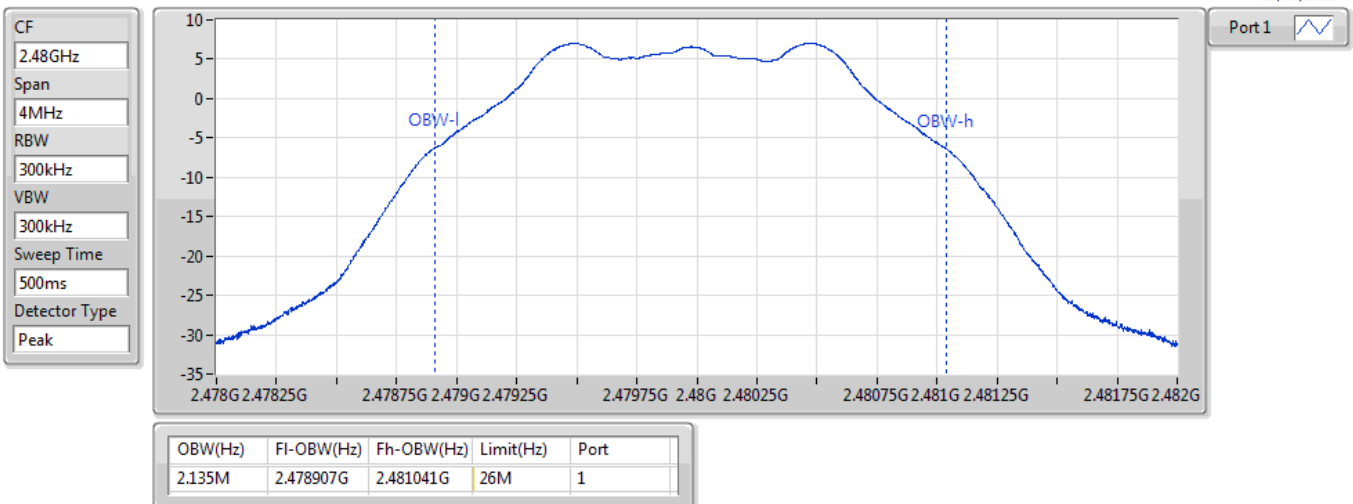


BT-LE(2Mbps)

OBW

2480MHz_TnomVmin

09/08/2023

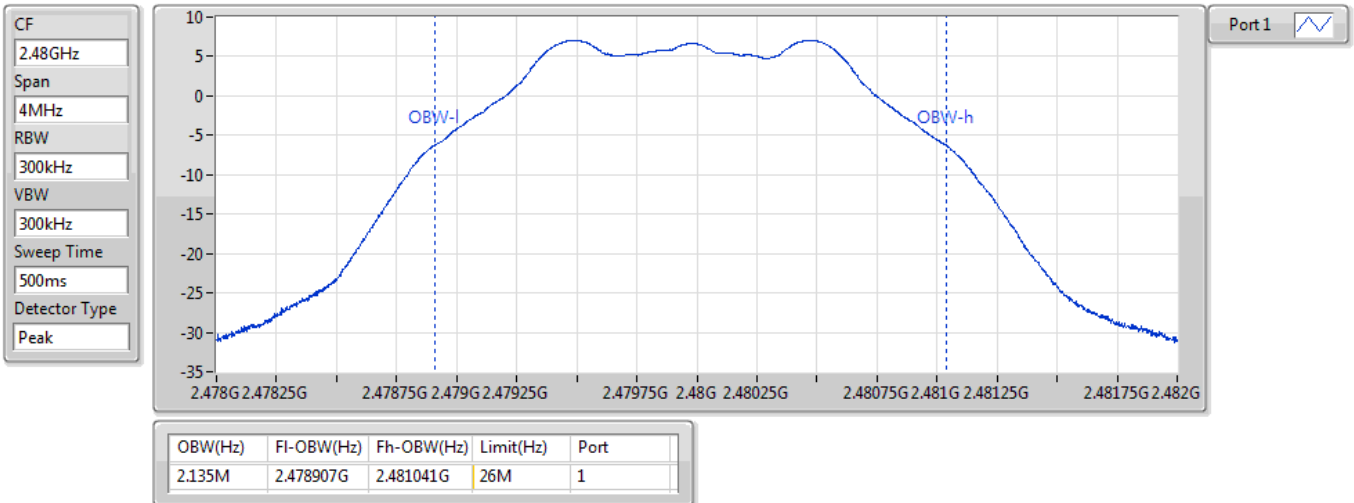


BT-LE(2Mbps)

OBW

2480MHz_TnomVmax

09/08/2023





Summary

Mode	Result	F-Start (Hz)	F-Stop (Hz)	RBW (Hz)	Freq (Hz)	Psum (dBm/MHz)	Psum (uW/MHz)	Limit (dBm/MHz)	Limit (uW/MHz)
2.4-2.4835GHz	-	-	-	-	-	-	-	-	-
BT-LE(125kbps)	Pass	2.387G	2.4G	1M	2.4G	-30.53	0.88512	-16.02	25

Result

Mode	Result	F-Start (Hz)	F-Stop (Hz)	RBW (Hz)	Freq (Hz)	Psum (dBm/MHz)	Psum (uW/MHz)	Limit (dBm/MHz)	Limit (uW/MHz)
BT-LE(125kbps)	-	-	-	-	-	-	-	-	-
2402MHz_TnomVnom	Pass	30M	2.387G	1M	2.31983G	-54.89	0.00324	-26.02	2.5
2402MHz_TnomVnom	Pass	2.387G	2.4G	1M	2.4G	-30.60	0.87096	-16.02	25
2402MHz_TnomVnom	Pass	2.4835G	2.4965G	1M	2.49291G	-55.07	0.00311	-16.02	25
2402MHz_TnomVnom	Pass	2.4965G	12.5G	1M	10.52806G	-47.09	0.01954	-26.02	2.5
2402MHz_TnomVnom	Pass	2.4965G	12.5G	1M	4.80356G	-48.95	0.01274	-26.02	2.5
2402MHz_TnomVnom	Pass	2.4965G	12.5G	1M	3.20175G	-49.58	0.01102	-26.02	2.5
2402MHz_TnomVmin	Pass	30M	2.387G	1M	2.29626G	-54.69	0.0034	-26.02	2.5
2402MHz_TnomVmin	Pass	2.387G	2.4G	1M	2.4G	-30.86	0.82035	-16.02	25
2402MHz_TnomVmin	Pass	2.4835G	2.4965G	1M	2.49538G	-55.03	0.00314	-16.02	25
2402MHz_TnomVmin	Pass	2.4965G	12.5G	1M	10.53431G	-47.22	0.01897	-26.02	2.5
2402MHz_TnomVmin	Pass	2.4965G	12.5G	1M	4.80356G	-48.03	0.01574	-26.02	2.5
2402MHz_TnomVmin	Pass	2.4965G	12.5G	1M	3.20175G	-49.40	0.01148	-26.02	2.5
2402MHz_TnomVmax	Pass	30M	2.387G	1M	2.3434G	-54.75	0.00335	-26.02	2.5
2402MHz_TnomVmax	Pass	2.387G	2.4G	1M	2.4G	-30.53	0.88512	-16.02	25
2402MHz_TnomVmax	Pass	2.4835G	2.4965G	1M	2.49346G	-55.06	0.00312	-16.02	25
2402MHz_TnomVmax	Pass	2.4965G	12.5G	1M	10.52431G	-47.05	0.01972	-26.02	2.5
2402MHz_TnomVmax	Pass	2.4965G	12.5G	1M	4.80356G	-49.27	0.01183	-26.02	2.5
2402MHz_TnomVmax	Pass	2.4965G	12.5G	1M	3.20175G	-49.10	0.0123	-26.02	2.5
2440MHz_TnomVnom	Pass	30M	2.387G	1M	2.31275G	-54.66	0.00342	-26.02	2.5
2440MHz_TnomVnom	Pass	2.387G	2.4G	1M	2.39509G	-55.49	0.00282	-16.02	25
2440MHz_TnomVnom	Pass	2.4835G	2.4965G	1M	2.48792G	-55.05	0.00313	-16.02	25
2440MHz_TnomVnom	Pass	2.4965G	12.5G	1M	4.87983G	-46.52	0.02228	-26.02	2.5
2440MHz_TnomVnom	Pass	2.4965G	12.5G	1M	3.25301G	-48.79	0.01321	-26.02	2.5
2440MHz_TnomVmin	Pass	30M	2.387G	1M	946.87M	-54.83	0.00329	-26.02	2.5
2440MHz_TnomVmin	Pass	2.387G	2.4G	1M	2.3981G	-55.54	0.00279	-16.02	25
2440MHz_TnomVmin	Pass	2.4835G	2.4965G	1M	2.49335G	-55.02	0.00315	-16.02	25
2440MHz_TnomVmin	Pass	2.4965G	12.5G	1M	4.87983G	-46.10	0.02455	-26.02	2.5
2440MHz_TnomVmin	Pass	2.4965G	12.5G	1M	3.25301G	-49.14	0.01219	-26.02	2.5
2440MHz_TnomVmax	Pass	30M	2.387G	1M	890.31M	-54.88	0.00325	-26.02	2.5

Mode	Result	F-Start (Hz)	F-Stop (Hz)	RBW (Hz)	Freq (Hz)	Psum (dBm/MHz)	Psum (uW/MHz)	Limit (dBm/MHz)	Limit (uW/MHz)
2440MHz_TnomVmax	Pass	2.387G	2.4G	1M	2.39782G	-55.57	0.00277	-16.02	25
2440MHz_TnomVmax	Pass	2.4835G	2.4965G	1M	2.48358G	-55.00	0.00316	-16.02	25
2440MHz_TnomVmax	Pass	2.4965G	12.5G	1M	4.87983G	-46.43	0.02275	-26.02	2.5
2440MHz_TnomVmax	Pass	2.4965G	12.5G	1M	3.25301G	-49.29	0.01178	-26.02	2.5
2480MHz_TnomVnom	Pass	30M	2.387G	1M	2.26208G	-54.89	0.00324	-26.02	2.5
2480MHz_TnomVnom	Pass	2.387G	2.4G	1M	2.39236G	-55.51	0.00281	-16.02	25
2480MHz_TnomVnom	Pass	2.4835G	2.4965G	1M	2.48355G	-54.16	0.00384	-16.02	25
2480MHz_TnomVnom	Pass	2.4965G	12.5G	1M	4.95986G	-44.97	0.03184	-26.02	2.5
2480MHz_TnomVnom	Pass	2.4965G	12.5G	1M	3.30678G	-50.45	0.00902	-26.02	2.5
2480MHz_TnomVmin	Pass	30M	2.387G	1M	2.31511G	-54.78	0.00333	-26.02	2.5
2480MHz_TnomVmin	Pass	2.387G	2.4G	1M	2.3962G	-55.61	0.00275	-16.02	25
2480MHz_TnomVmin	Pass	2.4835G	2.4965G	1M	2.4835G	-54.17	0.00383	-16.02	25
2480MHz_TnomVmin	Pass	2.4965G	12.5G	1M	4.95986G	-45.11	0.03083	-26.02	2.5
2480MHz_TnomVmin	Pass	2.4965G	12.5G	1M	3.30678G	-50.42	0.00908	-26.02	2.5
2480MHz_TnomVmax	Pass	30M	2.387G	1M	1.05058G	-54.91	0.00323	-26.02	2.5
2480MHz_TnomVmax	Pass	2.387G	2.4G	1M	2.39974G	-55.56	0.00278	-16.02	25
2480MHz_TnomVmax	Pass	2.4835G	2.4965G	1M	2.4835G	-54.21	0.00379	-16.02	25
2480MHz_TnomVmax	Pass	2.4965G	12.5G	1M	4.95986G	-44.60	0.03467	-26.02	2.5
2480MHz_TnomVmax	Pass	2.4965G	12.5G	1M	3.30678G	-50.54	0.00883	-26.02	2.5

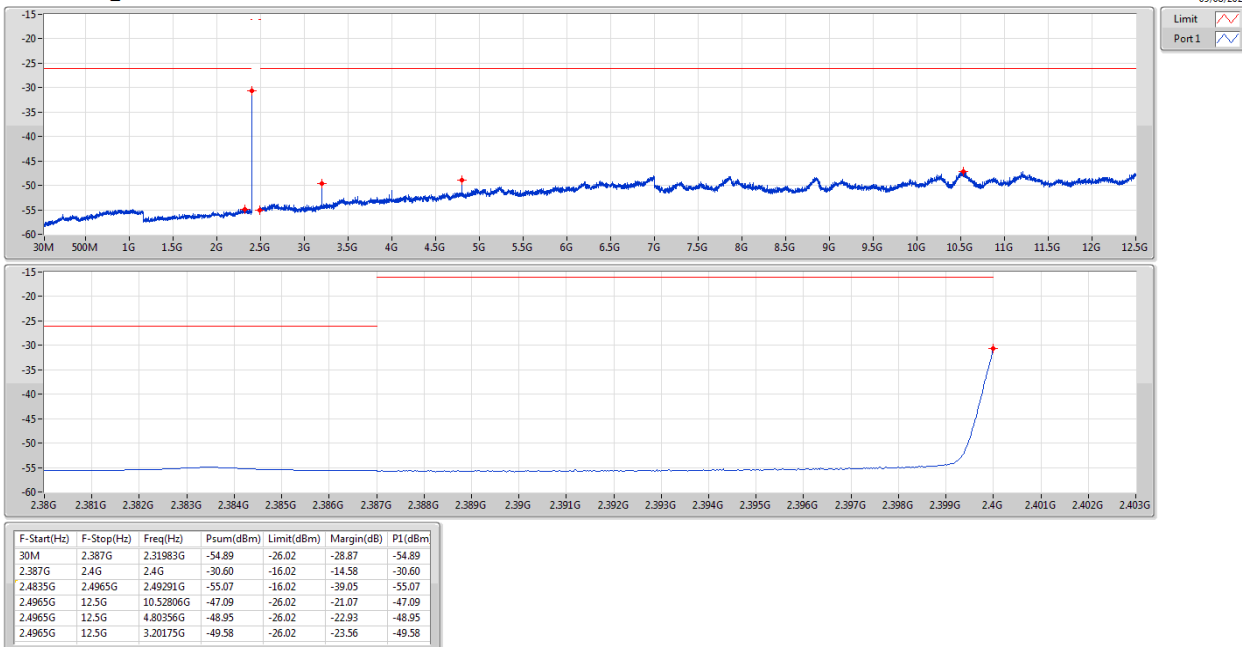


BT-LE(125kbps)

CSE-TX-DTS

2402MHz_TnomVnom

09/08/2023

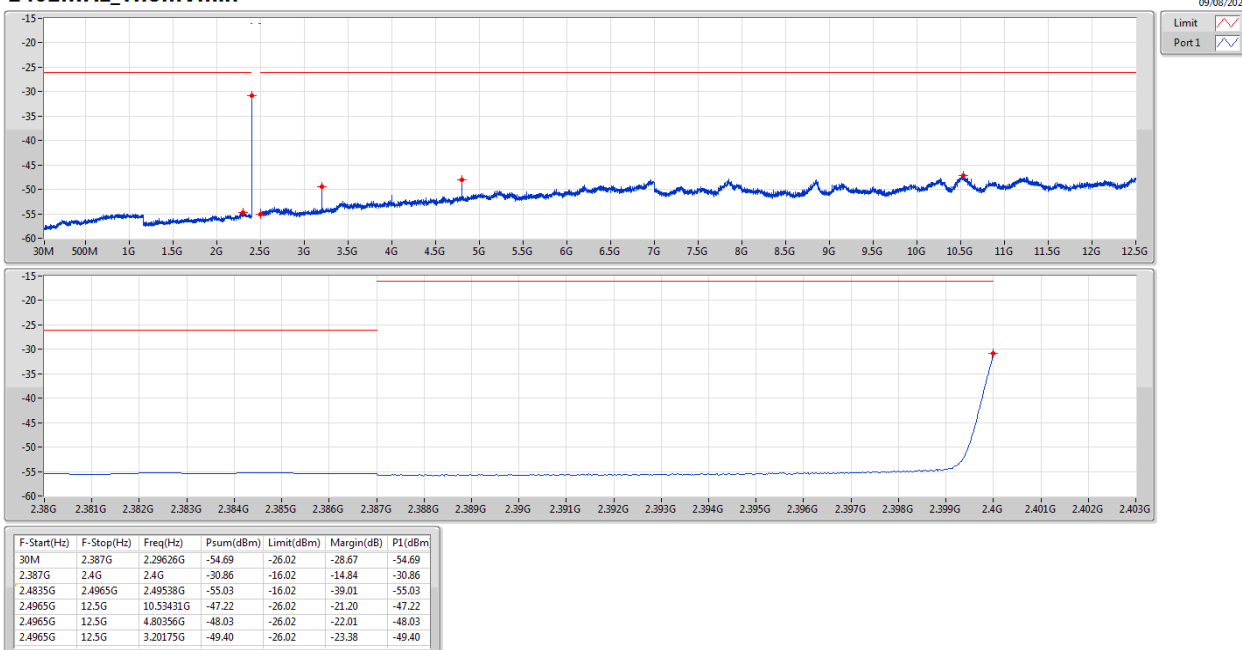


BT-LE(125kbps)

CSE-TX-DTS

2402MHz_TnomVmin

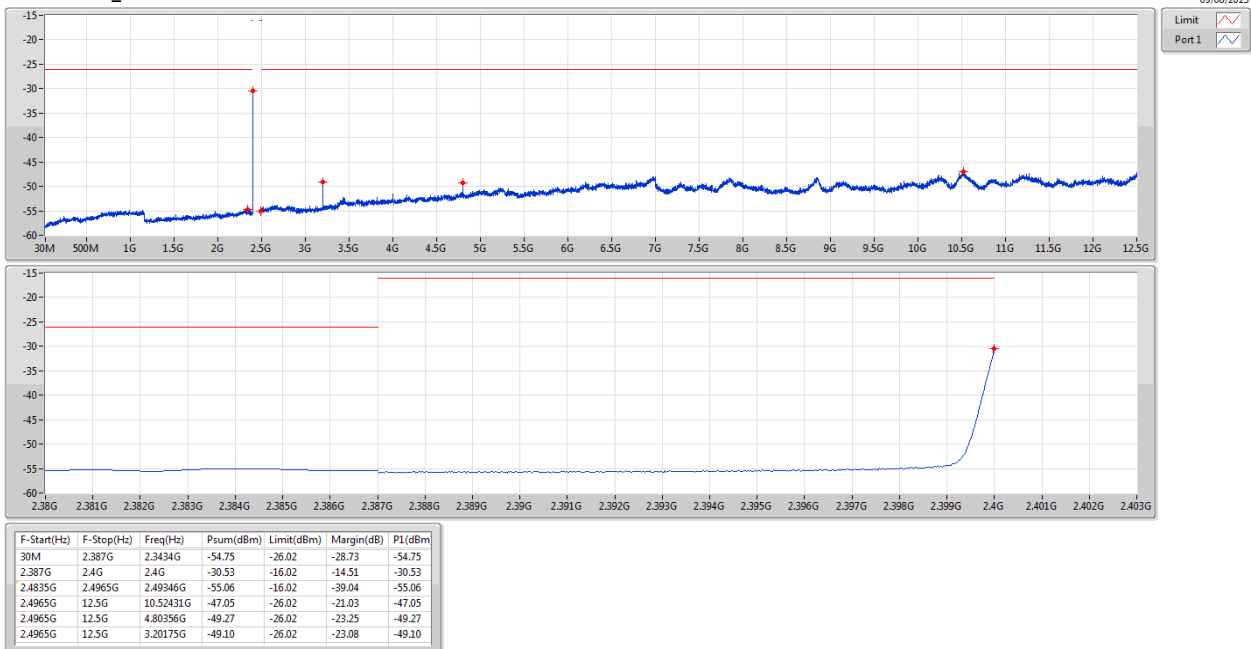
09/08/2023



BT-LE(125kbps)

CSE-TX-DTS

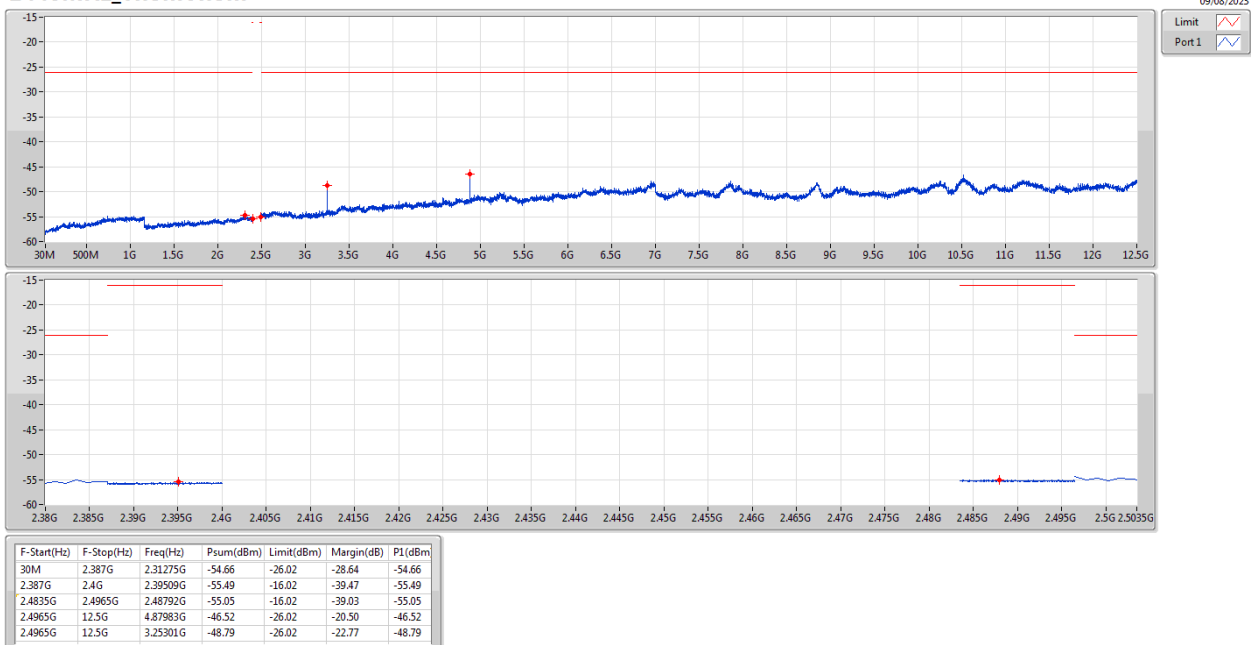
2402MHz_TnomVmax



BT-LE(125kbps)

CSE-TX-DTS

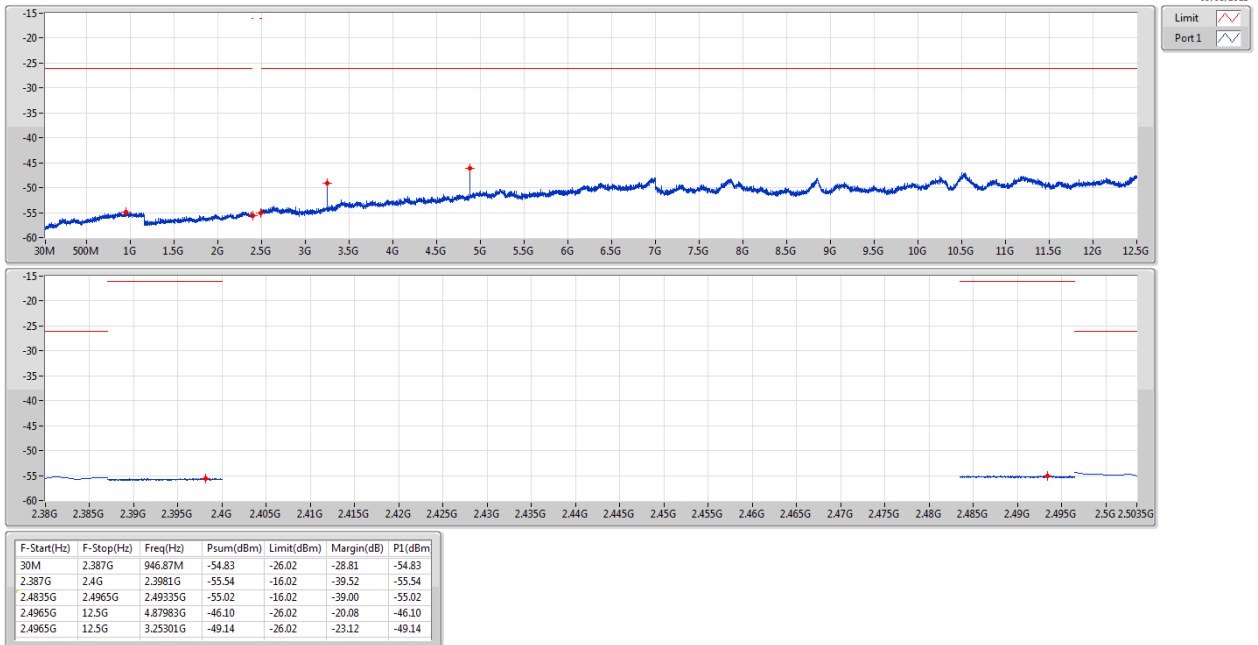
2440MHz_TnomVnom



BT-LE(125kbps)

CSE-TX-DTS

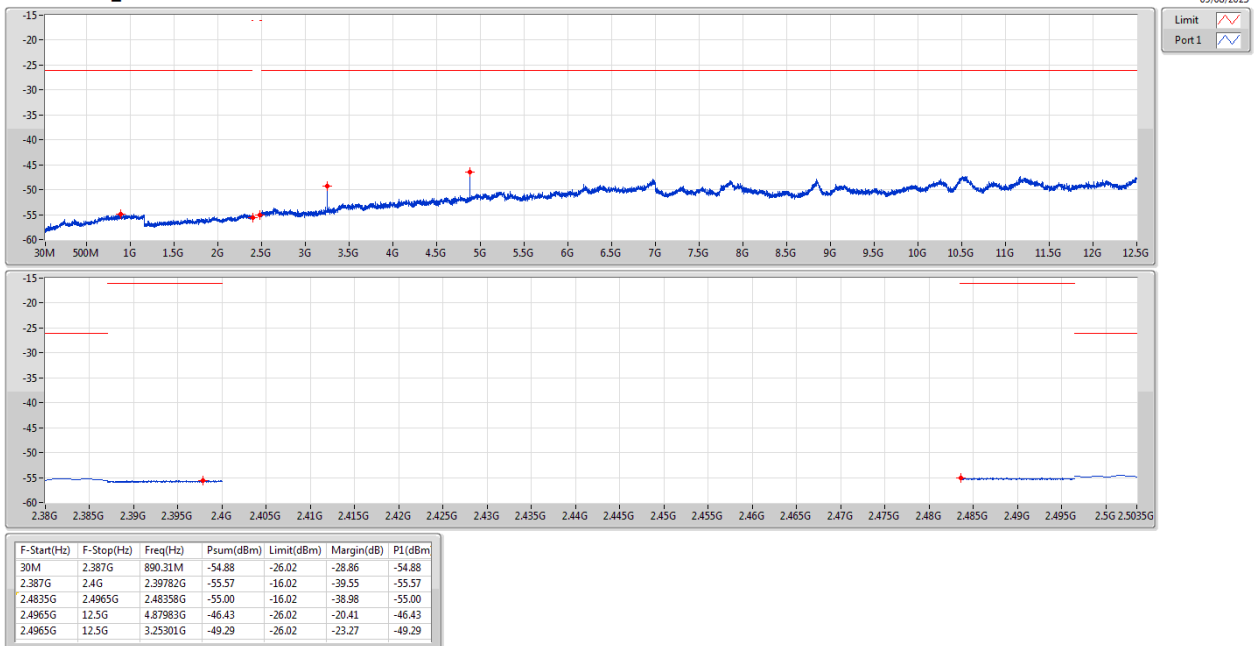
2440MHz_TnomVmin



BT-LE(125kbps)

CSE-TX-DTS

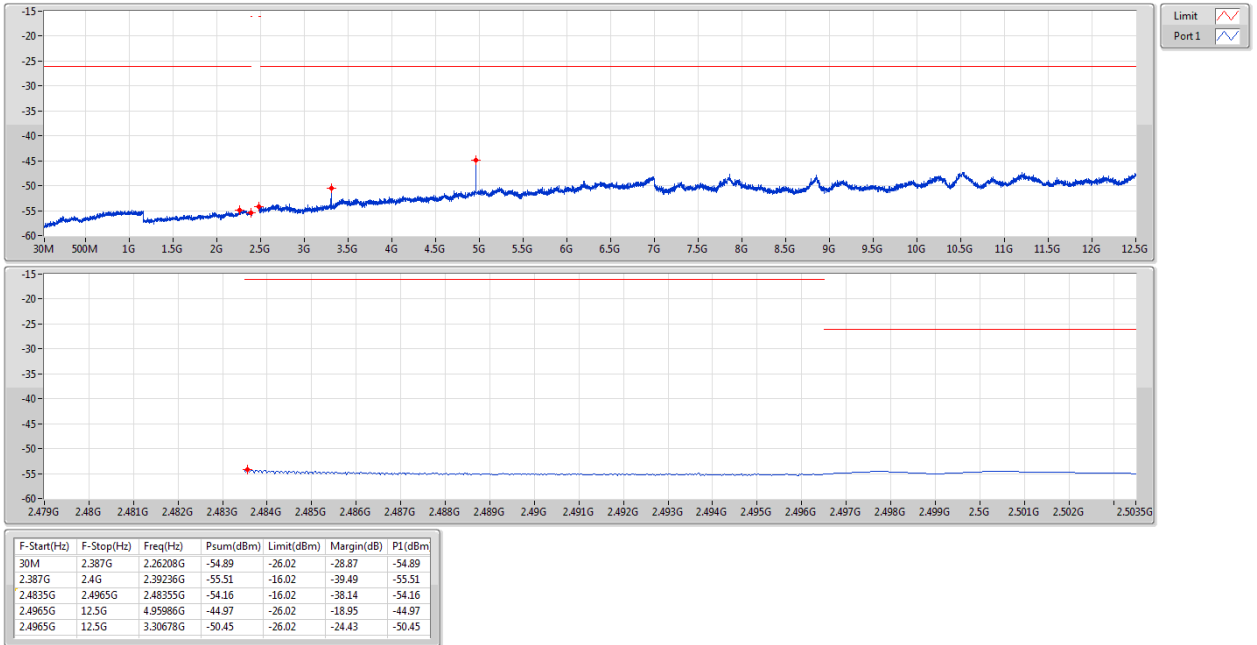
2440MHz_TnomVmax



BT-LE(125kbps)

CSE-TX-DTS

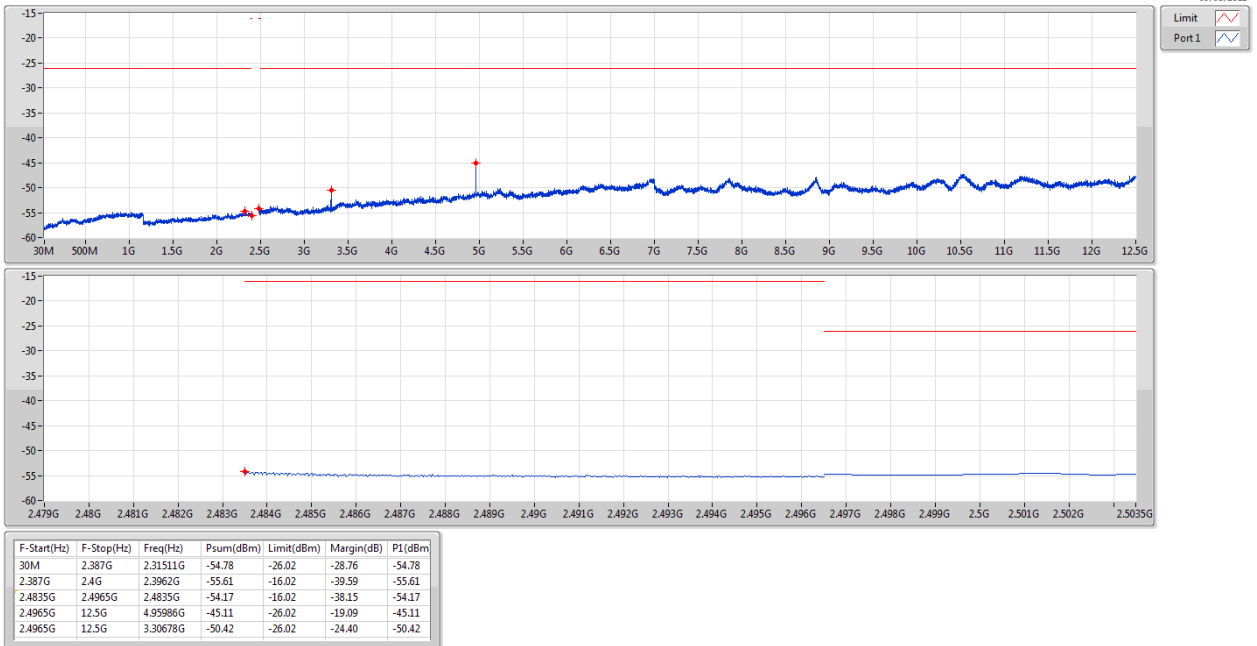
2480MHz_TnomVnom



BT-LE(125kbps)

CSE-TX-DTS

2480MHz_TnomVmin

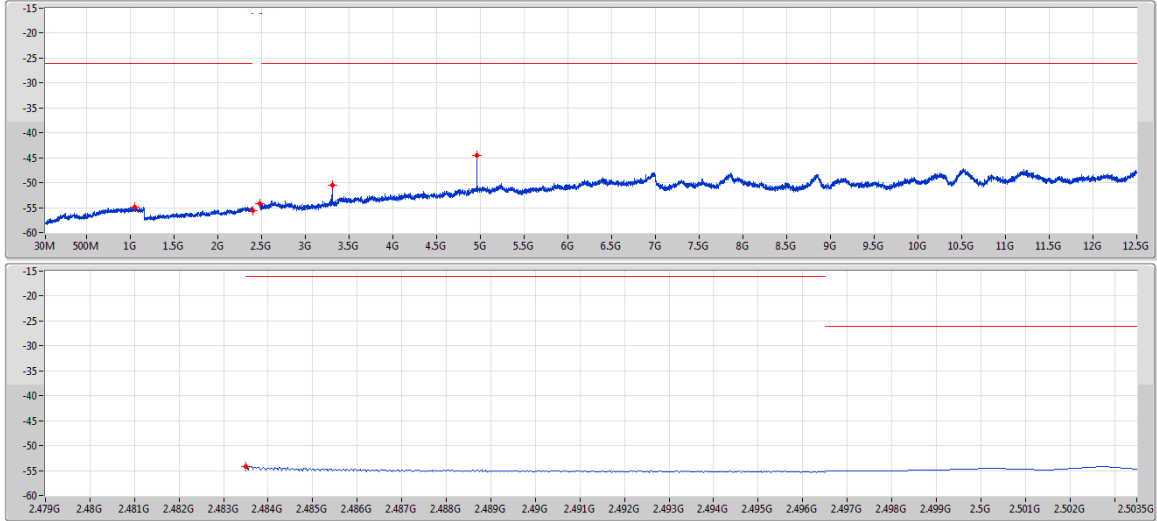


BT-LE(125kbps)

CSE-TX-DTS

2480MHz_TnomVmax

09/08/2023



F-Start(Hz)	F-Stop(Hz)	Freq(Hz)	Psum(dBm)	Limit(dBm)	Margin(dB)	PI(dBm)
30M	2.387G	1.05058G	-54.91	-26.02	-28.89	-54.91
2.387G	2.4G	2.39974G	-55.56	-16.02	-39.54	-55.56
2.4835G	2.4965G	2.4835G	-54.21	-16.02	-38.19	-54.21
2.4965G	12.5G	4.95986G	-44.60	-26.02	-18.58	-44.60
2.4965G	12.5G	3.30678G	-50.54	-26.02	-24.52	-50.54



Summary

Mode	Result	F-Start (Hz)	F-Stop (Hz)	RBW (Hz)	Freq (Hz)	Psum (dBm/MHz)	Psum (uW/MHz)	Limit (dBm/MHz)	Limit (uW/MHz)
2.4-2.4835GHz	-	-	-	-	-	-	-	-	-
BT-LE(500kbps)	Pass	2.387G	2.4G	1M	2.4G	-28.61	1.37721	-16.02	25

Result

Mode	Result	F-Start (Hz)	F-Stop (Hz)	RBW (Hz)	Freq (Hz)	Psum (dBm/MHz)	Psum (uW/MHz)	Limit (dBm/MHz)	Limit (uW/MHz)
BT-LE(500kbps)	-	-	-	-	-	-	-	-	-
2402MHz_TnomVnom	Pass	30M	2.387G	1M	2.33161G	-52.88	0.00515	-26.02	2.5
2402MHz_TnomVnom	Pass	2.387G	2.4G	1M	2.4G	-28.80	1.31826	-16.02	25
2402MHz_TnomVnom	Pass	2.4835G	2.4965G	1M	2.48966G	-53.33	0.00465	-16.02	25
2402MHz_TnomVnom	Pass	2.4965G	12.5G	1M	10.52806G	-45.26	0.02979	-26.02	2.5
2402MHz_TnomVnom	Pass	2.4965G	12.5G	1M	4.80356G	-47.66	0.01714	-26.02	2.5
2402MHz_TnomVnom	Pass	2.4965G	12.5G	1M	3.20175G	-47.73	0.01687	-26.02	2.5
2402MHz_TnomVmin	Pass	30M	2.387G	1M	2.34929G	-53.10	0.0049	-26.02	2.5
2402MHz_TnomVmin	Pass	2.387G	2.4G	1M	2.4G	-29.10	1.23027	-16.02	25
2402MHz_TnomVmin	Pass	2.4835G	2.4965G	1M	2.48477G	-53.37	0.0046	-16.02	25
2402MHz_TnomVmin	Pass	2.4965G	12.5G	1M	10.49555G	-45.34	0.02924	-26.02	2.5
2402MHz_TnomVmin	Pass	2.4965G	12.5G	1M	4.80356G	-47.07	0.01963	-26.02	2.5
2402MHz_TnomVmin	Pass	2.4965G	12.5G	1M	3.20175G	-47.14	0.01932	-26.02	2.5
2402MHz_TnomVmax	Pass	30M	2.387G	1M	2.3375G	-52.98	0.00504	-26.02	2.5
2402MHz_TnomVmax	Pass	2.387G	2.4G	1M	2.4G	-28.61	1.37721	-16.02	25
2402MHz_TnomVmax	Pass	2.4835G	2.4965G	1M	2.48371G	-53.35	0.00462	-16.02	25
2402MHz_TnomVmax	Pass	2.4965G	12.5G	1M	10.4993G	-45.10	0.0309	-26.02	2.5
2402MHz_TnomVmax	Pass	2.4965G	12.5G	1M	4.80356G	-47.44	0.01803	-26.02	2.5
2402MHz_TnomVmax	Pass	2.4965G	12.5G	1M	3.20175G	-47.34	0.01845	-26.02	2.5
2440MHz_TnomVnom	Pass	30M	2.387G	1M	2.34222G	-53.04	0.00497	-26.02	2.5
2440MHz_TnomVnom	Pass	2.387G	2.4G	1M	2.39514G	-53.83	0.00414	-16.02	25
2440MHz_TnomVnom	Pass	2.4835G	2.4965G	1M	2.49114G	-53.34	0.00463	-16.02	25
2440MHz_TnomVnom	Pass	2.4965G	12.5G	1M	4.87983G	-44.79	0.03319	-26.02	2.5
2440MHz_TnomVnom	Pass	2.4965G	12.5G	1M	3.25301G	-47.47	0.01791	-26.02	2.5
2440MHz_TnomVmin	Pass	30M	2.387G	1M	2.33397G	-53.06	0.00494	-26.02	2.5
2440MHz_TnomVmin	Pass	2.387G	2.4G	1M	2.3876G	-53.75	0.00422	-16.02	25
2440MHz_TnomVmin	Pass	2.4835G	2.4965G	1M	2.48696G	-53.33	0.00465	-16.02	25
2440MHz_TnomVmin	Pass	2.4965G	12.5G	1M	4.87983G	-44.44	0.03597	-26.02	2.5
2440MHz_TnomVmin	Pass	2.4965G	12.5G	1M	3.25301G	-47.54	0.01762	-26.02	2.5
2440MHz_TnomVmax	Pass	30M	2.387G	1M	1.02348G	-53.00	0.00501	-26.02	2.5

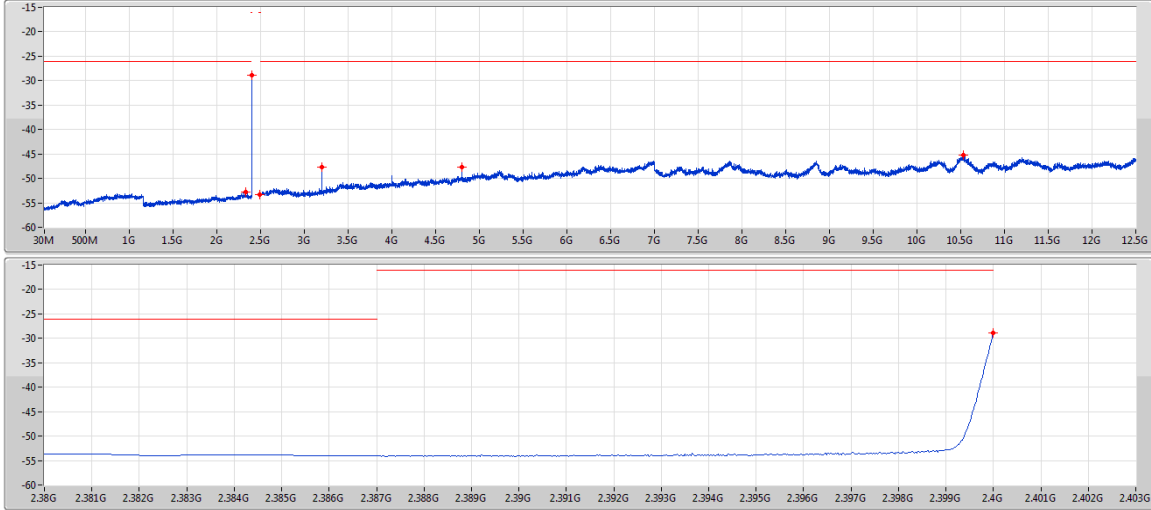
Mode	Result	F-Start (Hz)	F-Stop (Hz)	RBW (Hz)	Freq (Hz)	Psum (dBm/MHz)	Psum (uW/MHz)	Limit (dBm/MHz)	Limit (uW/MHz)
2440MHz_TnomVmax	Pass	2.387G	2.4G	1M	2.3975G	-53.87	0.0041	-16.02	25
2440MHz_TnomVmax	Pass	2.4835G	2.4965G	1M	2.49153G	-53.35	0.00462	-16.02	25
2440MHz_TnomVmax	Pass	2.4965G	12.5G	1M	4.87983G	-44.54	0.03516	-26.02	2.5
2440MHz_TnomVmax	Pass	2.4965G	12.5G	1M	3.25301G	-47.35	0.01841	-26.02	2.5
2480MHz_TnomVnom	Pass	30M	2.387G	1M	2.31158G	-53.11	0.00489	-26.02	2.5
2480MHz_TnomVnom	Pass	2.387G	2.4G	1M	2.39977G	-53.88	0.00409	-16.02	25
2480MHz_TnomVnom	Pass	2.4835G	2.4965G	1M	2.48366G	-52.64	0.00545	-16.02	25
2480MHz_TnomVnom	Pass	2.4965G	12.5G	1M	4.95986G	-43.89	0.04083	-26.02	2.5
2480MHz_TnomVnom	Pass	2.4965G	12.5G	1M	3.30678G	-48.93	0.01279	-26.02	2.5
2480MHz_TnomVmin	Pass	30M	2.387G	1M	2.36697G	-53.03	0.00498	-26.02	2.5
2480MHz_TnomVmin	Pass	2.387G	2.4G	1M	2.39701G	-53.84	0.00413	-16.02	25
2480MHz_TnomVmin	Pass	2.4835G	2.4965G	1M	2.48358G	-52.61	0.00548	-16.02	25
2480MHz_TnomVmin	Pass	2.4965G	12.5G	1M	4.95986G	-43.86	0.04111	-26.02	2.5
2480MHz_TnomVmin	Pass	2.4965G	12.5G	1M	3.30678G	-49.06	0.01242	-26.02	2.5
2480MHz_TnomVmax	Pass	30M	2.387G	1M	2.3434G	-53.08	0.00492	-26.02	2.5
2480MHz_TnomVmax	Pass	2.387G	2.4G	1M	2.39834G	-53.86	0.00411	-16.02	25
2480MHz_TnomVmax	Pass	2.4835G	2.4965G	1M	2.48353G	-52.61	0.00548	-16.02	25
2480MHz_TnomVmax	Pass	2.4965G	12.5G	1M	4.95986G	-43.54	0.04426	-26.02	2.5
2480MHz_TnomVmax	Pass	2.4965G	12.5G	1M	3.30678G	-48.85	0.01303	-26.02	2.5

BT-LE(500kbps)

CSE-TX-DTS

2402MHz_TnomVnom

09/08/2023



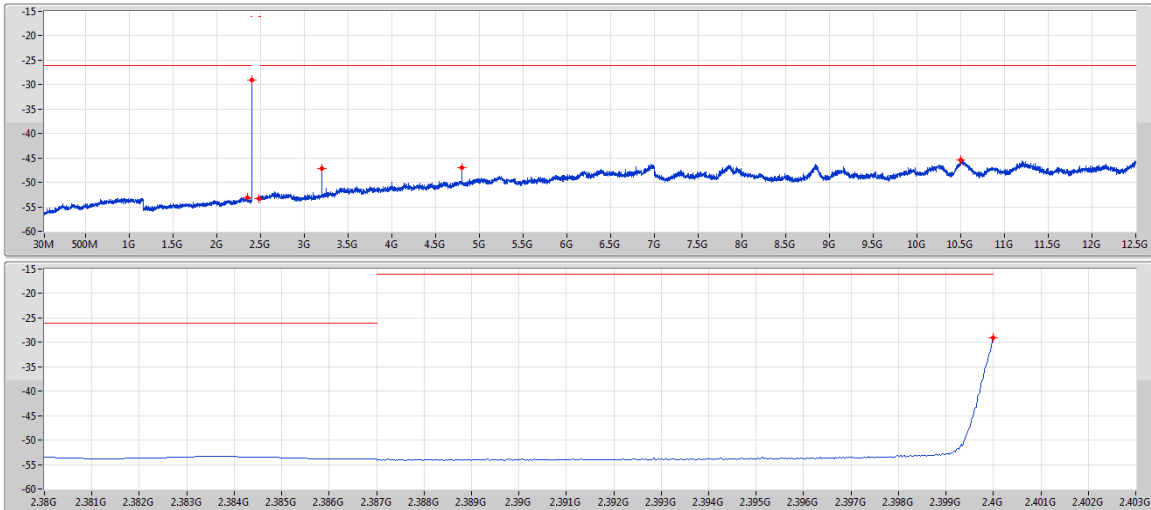
F-Start(Hz)	F-Stop(Hz)	Freq(Hz)	Psum(dBm)	Limit(dBm)	Margin(dB)	P1(dBm)
30M	2.387G	2.33161G	-52.88	-26.02	-26.86	-52.88
2.387G	2.4G	2.4G	-28.80	-16.02	-12.78	-28.80
2.4835G	2.4965G	2.48966G	-53.33	-16.02	-37.31	-53.33
2.4965G	12.5G	10.52806G	-45.26	-26.02	-19.24	-45.26
2.4965G	12.5G	4.80356G	-47.66	-26.02	-21.64	-47.66
2.4965G	12.5G	3.20175G	-47.73	-26.02	-21.71	-47.73

BT-LE(500kbps)

CSE-TX-DTS

2402MHz_TnomVmin

09/08/2023

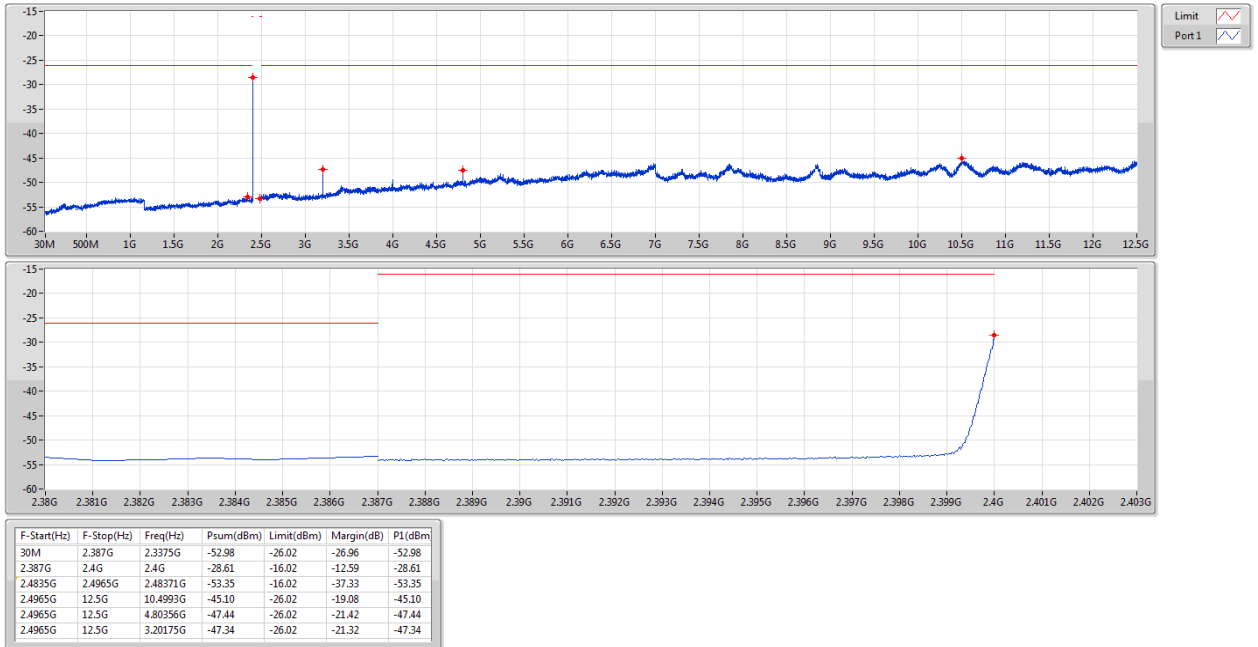


F-Start(Hz)	F-Stop(Hz)	Freq(Hz)	Psum(dBm)	Limit(dBm)	Margin(dB)	P1(dBm)
30M	2.387G	2.34929G	-53.10	-26.02	-27.08	-53.10
2.387G	2.4G	2.4G	-29.10	-16.02	-13.08	-29.10
2.4835G	2.4965G	2.48477G	-53.37	-16.02	-37.35	-53.37
2.4965G	12.5G	10.49555G	-45.34	-26.02	-19.32	-45.34
2.4965G	12.5G	4.80356G	-47.07	-26.02	-21.05	-47.07
2.4965G	12.5G	3.20175G	-47.14	-26.02	-21.12	-47.14

BT-LE(500kbps)

CSE-TX-DTS

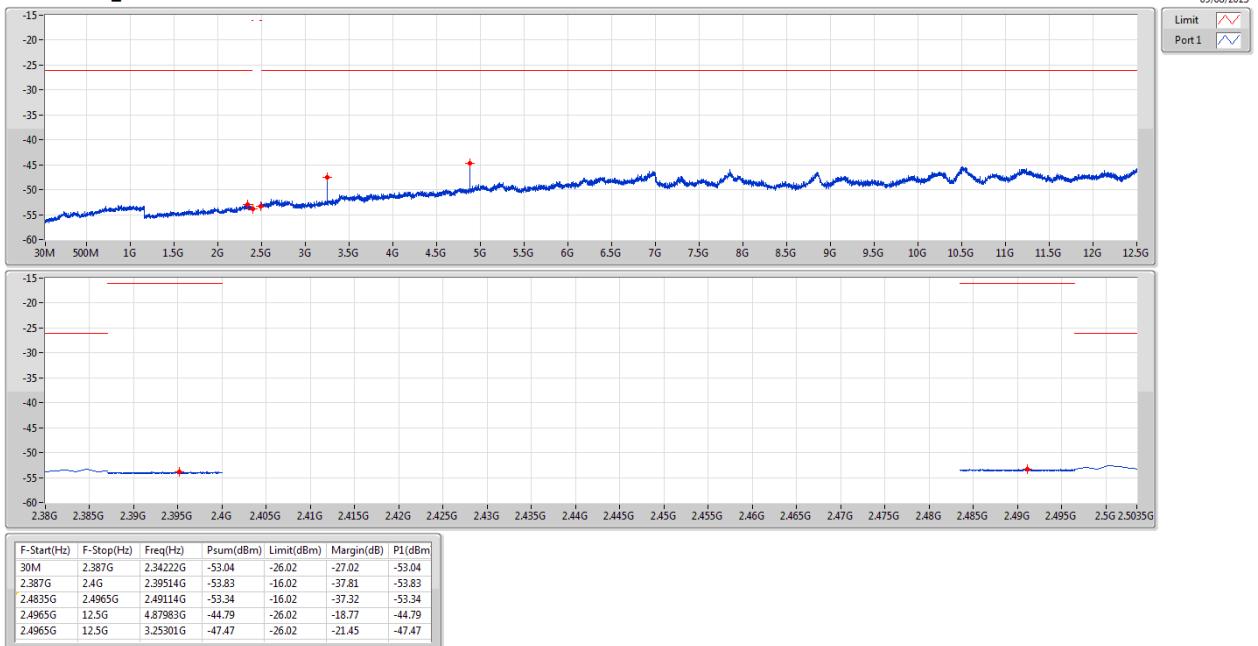
2402MHz_TnomVmax



BT-LE(500kbps)

CSE-TX-DTS

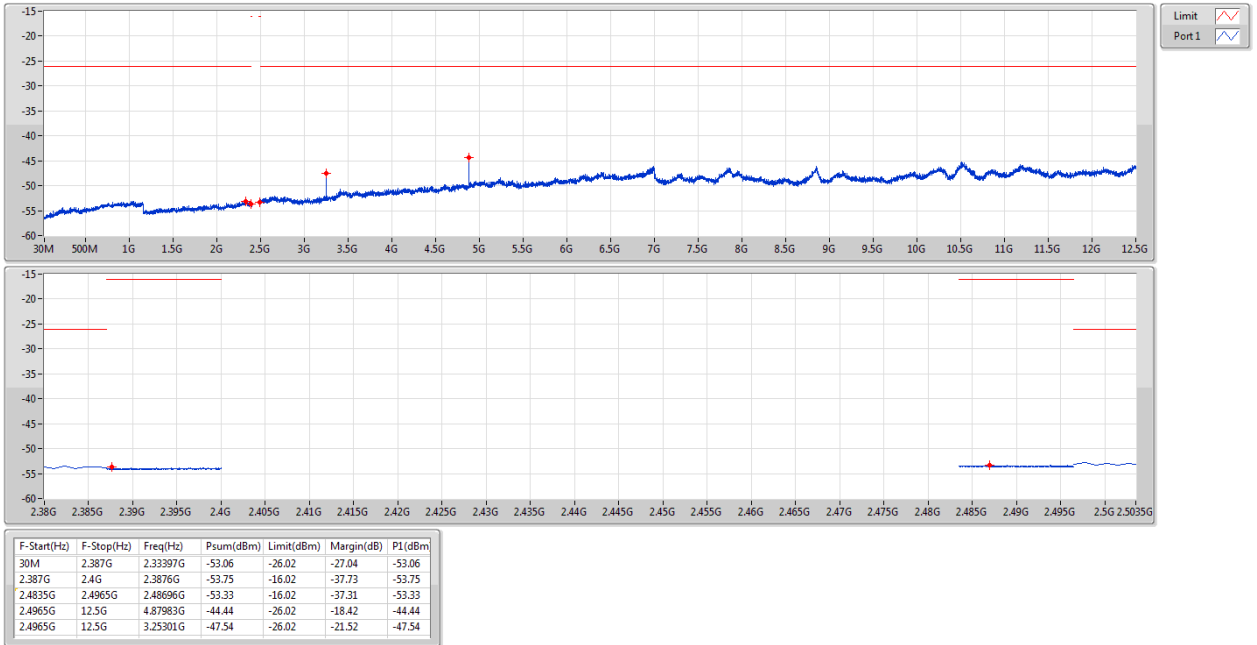
2440MHz_TnomVnom



BT-LE(500kbps)

CSE-TX-DTS

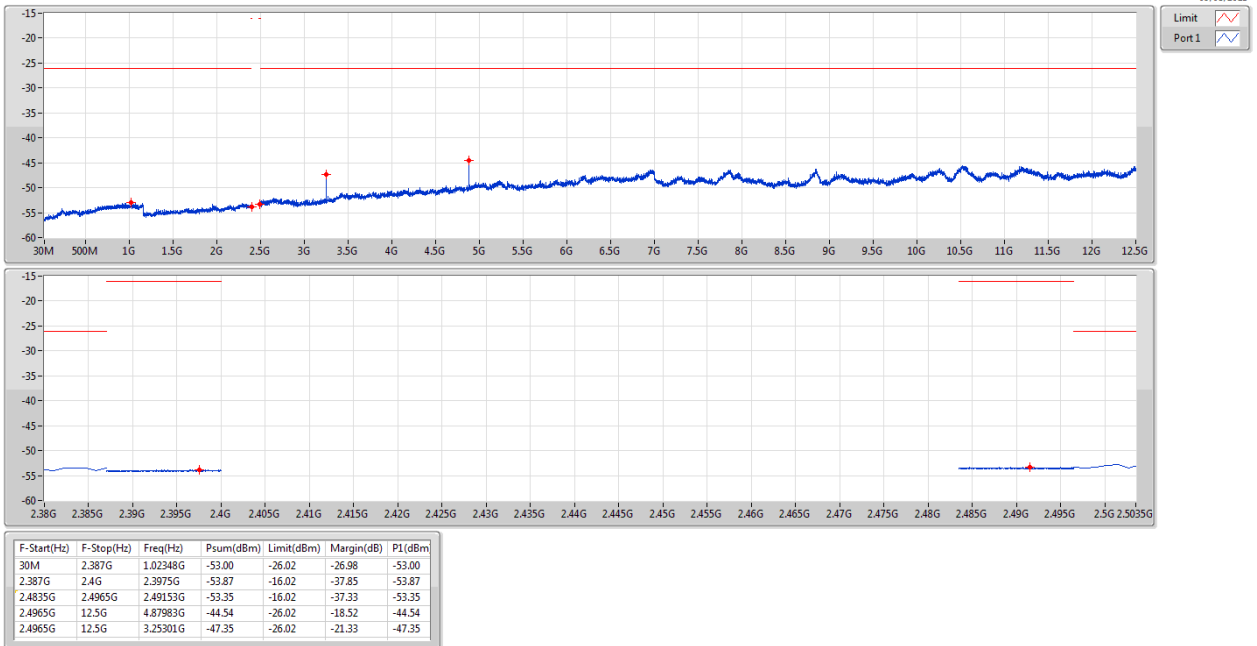
2440MHz_TnomVmin



BT-LE(500kbps)

CSE-TX-DTS

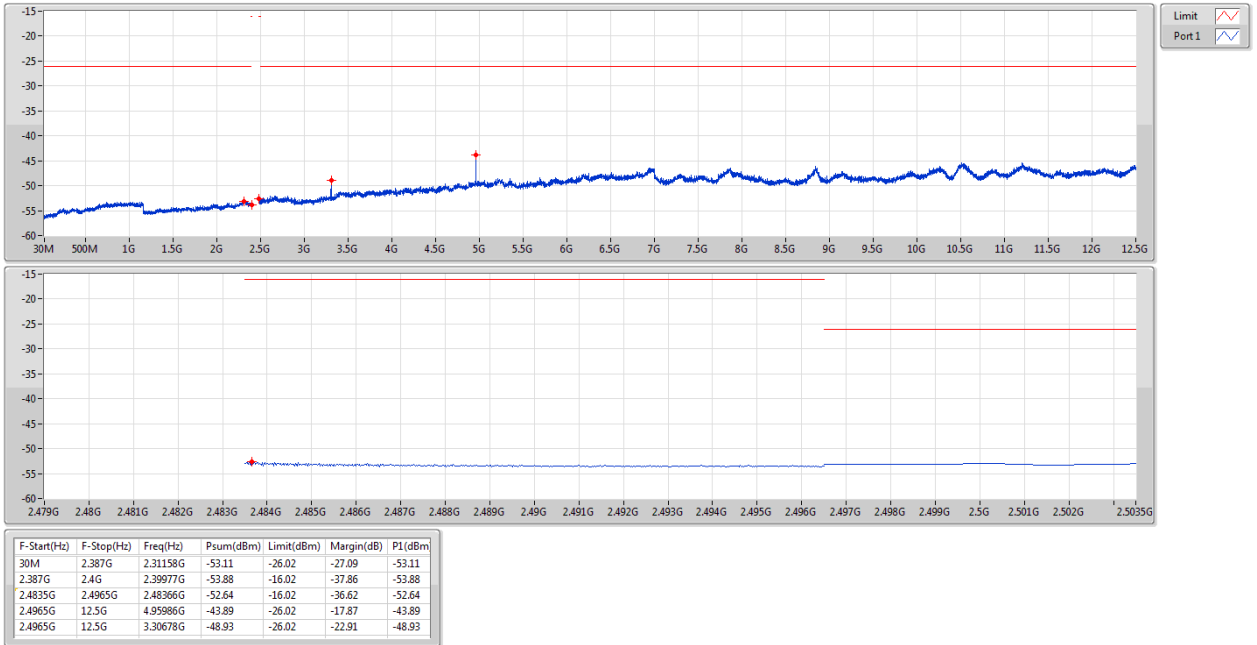
2440MHz_TnomVmax



BT-LE(500kbps)

CSE-TX-DTS

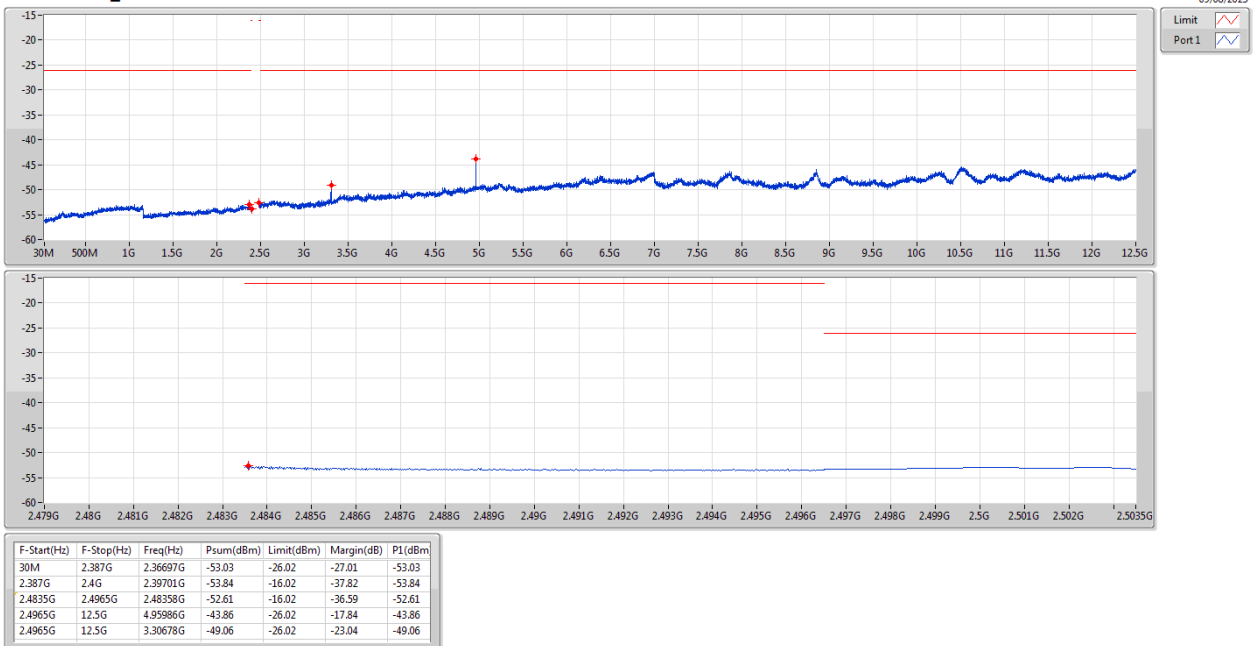
2480MHz_TnomVnom



BT-LE(500kbps)

CSE-TX-DTS

2480MHz_TnomVmin

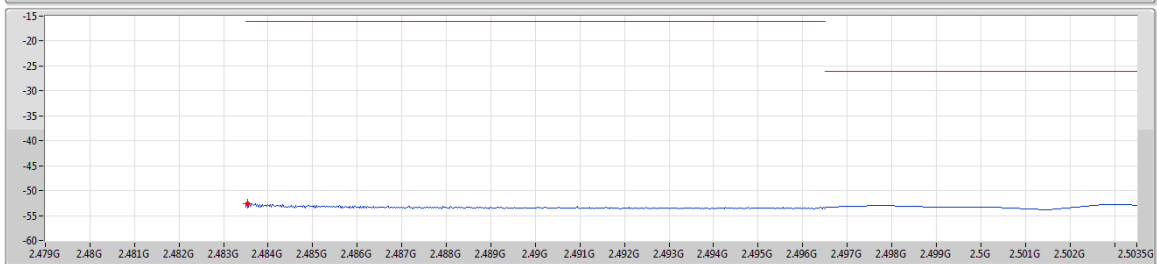
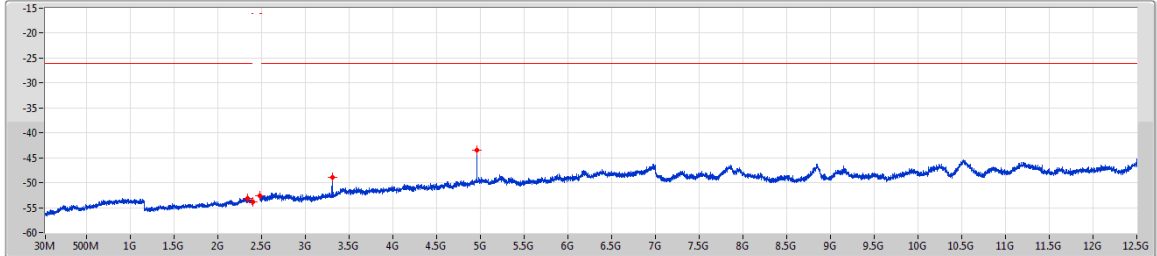


BT-LE(500kbps)

CSE-TX-DTS

2480MHz_TnomVmax

09/08/2023



F-Start(Hz)	F-Stop(Hz)	Freq(Hz)	Psum(dBm)	Limit(dBm)	Margin(dB)	PI(dBm)
30M	2.387G	2.3434G	-53.08	-26.02	-27.06	-53.08
2.387G	2.4G	2.39834G	-53.86	-16.02	-37.84	-53.86
2.4835G	2.4965G	2.48353G	-52.61	-16.02	-36.59	-52.61
2.4965G	12.5G	4.95986G	-43.54	-26.02	-17.52	-43.54
2.4965G	12.5G	3.30678G	-48.85	-26.02	-22.83	-48.85



Summary

Mode	Result	F-Start (Hz)	F-Stop (Hz)	RBW (Hz)	Freq (Hz)	Psum (dBm/MHz)	Psum (uW/MHz)	Limit (dBm/MHz)	Limit (uW/MHz)
2.4-2.4835GHz	-	-	-	-	-	-	-	-	-
BT-LE(1Mbps)	Pass	2.387G	2.4G	1M	2.4G	-30.11	0.97499	-16.02	25

Result

Mode	Result	F-Start (Hz)	F-Stop (Hz)	RBW (Hz)	Freq (Hz)	Psum (dBm/MHz)	Psum (uW/MHz)	Limit (dBm/MHz)	Limit (uW/MHz)
BT-LE(1Mbps)	-	-	-	-	-	-	-	-	-
2402MHz_TnomVnom	Pass	30M	2.387G	1M	2.31393G	-53.53	0.00444	-26.02	2.5
2402MHz_TnomVnom	Pass	2.387G	2.4G	1M	2.4G	-30.11	0.97499	-16.02	25
2402MHz_TnomVnom	Pass	2.4835G	2.4965G	1M	2.48748G	-53.66	0.00431	-16.02	25
2402MHz_TnomVnom	Pass	2.4965G	12.5G	1M	10.5118G	-45.85	0.026	-26.02	2.5
2402MHz_TnomVnom	Pass	2.4965G	12.5G	1M	4.80356G	-48.05	0.01567	-26.02	2.5
2402MHz_TnomVnom	Pass	2.4965G	12.5G	1M	3.20175G	-47.73	0.01687	-26.02	2.5
2402MHz_TnomVmin	Pass	30M	2.387G	1M	1.03644G	-53.44	0.00453	-26.02	2.5
2402MHz_TnomVmin	Pass	2.387G	2.4G	1M	2.39997G	-31.07	0.78163	-16.02	25
2402MHz_TnomVmin	Pass	2.4835G	2.4965G	1M	2.49107G	-53.78	0.00419	-16.02	25
2402MHz_TnomVmin	Pass	2.4965G	12.5G	1M	10.5068G	-45.88	0.02582	-26.02	2.5
2402MHz_TnomVmin	Pass	2.4965G	12.5G	1M	4.80356G	-47.69	0.01702	-26.02	2.5
2402MHz_TnomVmin	Pass	2.4965G	12.5G	1M	3.20175G	-48.02	0.01578	-26.02	2.5
2402MHz_TnomVmax	Pass	30M	2.387G	1M	2.27976G	-53.56	0.00441	-26.02	2.5
2402MHz_TnomVmax	Pass	2.387G	2.4G	1M	2.39997G	-31.05	0.78524	-16.02	25
2402MHz_TnomVmax	Pass	2.4835G	2.4965G	1M	2.49471G	-53.83	0.00414	-16.02	25
2402MHz_TnomVmax	Pass	2.4965G	12.5G	1M	10.50305G	-46.11	0.02449	-26.02	2.5
2402MHz_TnomVmax	Pass	2.4965G	12.5G	1M	4.80356G	-48.15	0.01531	-26.02	2.5
2402MHz_TnomVmax	Pass	2.4965G	12.5G	1M	3.20175G	-48.34	0.01466	-26.02	2.5
2440MHz_TnomVnom	Pass	30M	2.387G	1M	1.02819G	-53.46	0.00451	-26.02	2.5
2440MHz_TnomVnom	Pass	2.387G	2.4G	1M	2.39184G	-54.30	0.00372	-16.02	25
2440MHz_TnomVnom	Pass	2.4835G	2.4965G	1M	2.4835G	-53.82	0.00415	-16.02	25
2440MHz_TnomVnom	Pass	2.4965G	12.5G	1M	4.87983G	-44.81	0.03304	-26.02	2.5
2440MHz_TnomVnom	Pass	2.4965G	12.5G	1M	3.25301G	-47.67	0.0171	-26.02	2.5
2440MHz_TnomVmin	Pass	30M	2.387G	1M	2.34575G	-53.58	0.00439	-26.02	2.5
2440MHz_TnomVmin	Pass	2.387G	2.4G	1M	2.39555G	-54.30	0.00372	-16.02	25
2440MHz_TnomVmin	Pass	2.4835G	2.4965G	1M	2.48662G	-53.74	0.00423	-16.02	25
2440MHz_TnomVmin	Pass	2.4965G	12.5G	1M	4.87983G	-44.79	0.03319	-26.02	2.5
2440MHz_TnomVmin	Pass	2.4965G	12.5G	1M	3.25301G	-48.11	0.01545	-26.02	2.5
2440MHz_TnomVmax	Pass	30M	2.387G	1M	2.31158G	-53.43	0.00454	-26.02	2.5

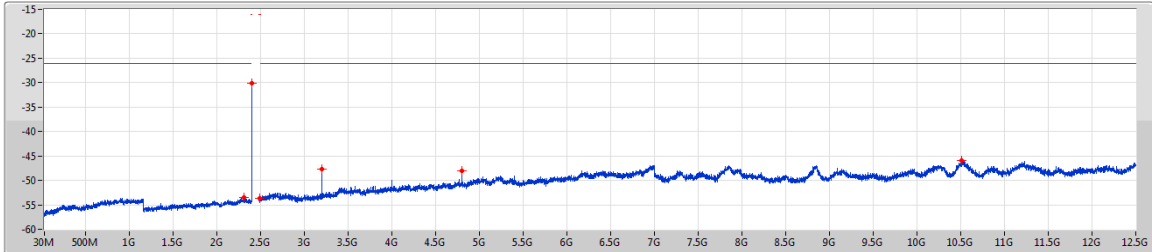
Mode	Result	F-Start (Hz)	F-Stop (Hz)	RBW (Hz)	Freq (Hz)	Psum (dBm/MHz)	Psum (uW/MHz)	Limit (dBm/MHz)	Limit (uW/MHz)
2440MHz_TnomVmax	Pass	2.387G	2.4G	1M	2.39701G	-54.24	0.00377	-16.02	25
2440MHz_TnomVmax	Pass	2.4835G	2.4965G	1M	2.49484G	-53.71	0.00426	-16.02	25
2440MHz_TnomVmax	Pass	2.4965G	12.5G	1M	4.87983G	-45.08	0.03105	-26.02	2.5
2440MHz_TnomVmax	Pass	2.4965G	12.5G	1M	3.25301G	-47.65	0.01718	-26.02	2.5
2480MHz_TnomVnom	Pass	30M	2.387G	1M	1.15193G	-53.69	0.00428	-26.02	2.5
2480MHz_TnomVnom	Pass	2.387G	2.4G	1M	2.39789G	-54.31	0.00371	-16.02	25
2480MHz_TnomVnom	Pass	2.4835G	2.4965G	1M	2.48363G	-53.13	0.00486	-16.02	25
2480MHz_TnomVnom	Pass	2.4965G	12.5G	1M	4.95986G	-43.80	0.04169	-26.02	2.5
2480MHz_TnomVnom	Pass	2.4965G	12.5G	1M	3.30678G	-49.23	0.01194	-26.02	2.5
2480MHz_TnomVmin	Pass	30M	2.387G	1M	2.30215G	-53.37	0.0046	-26.02	2.5
2480MHz_TnomVmin	Pass	2.387G	2.4G	1M	2.39511G	-54.34	0.00368	-16.02	25
2480MHz_TnomVmin	Pass	2.4835G	2.4965G	1M	2.4835G	-53.20	0.00479	-16.02	25
2480MHz_TnomVmin	Pass	2.4965G	12.5G	1M	4.95986G	-44.25	0.03758	-26.02	2.5
2480MHz_TnomVmin	Pass	2.4965G	12.5G	1M	3.30678G	-49.56	0.01107	-26.02	2.5
2480MHz_TnomVmax	Pass	30M	2.387G	1M	1.00108G	-53.46	0.00451	-26.02	2.5
2480MHz_TnomVmax	Pass	2.387G	2.4G	1M	2.3934G	-54.24	0.00377	-16.02	25
2480MHz_TnomVmax	Pass	2.4835G	2.4965G	1M	2.48353G	-53.13	0.00486	-16.02	25
2480MHz_TnomVmax	Pass	2.4965G	12.5G	1M	4.95986G	-44.86	0.03266	-26.02	2.5
2480MHz_TnomVmax	Pass	2.4965G	12.5G	1M	3.30678G	-49.16	0.01213	-26.02	2.5

BT-LE(1Mbps)

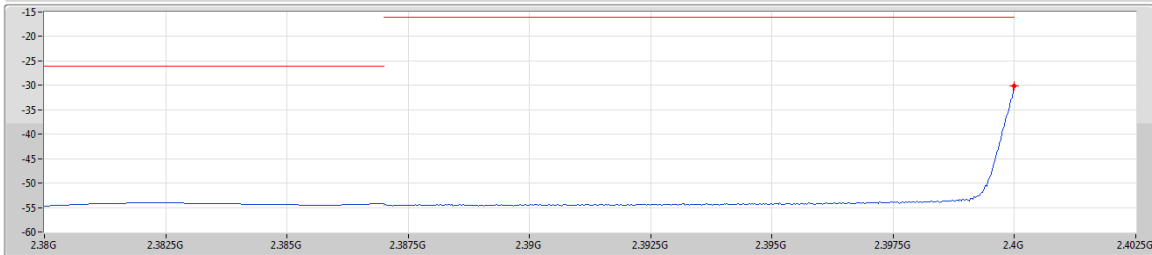
CSE-TX-DTS

2402MHz_TnomVnom

09/08/2023



Limit
Port1



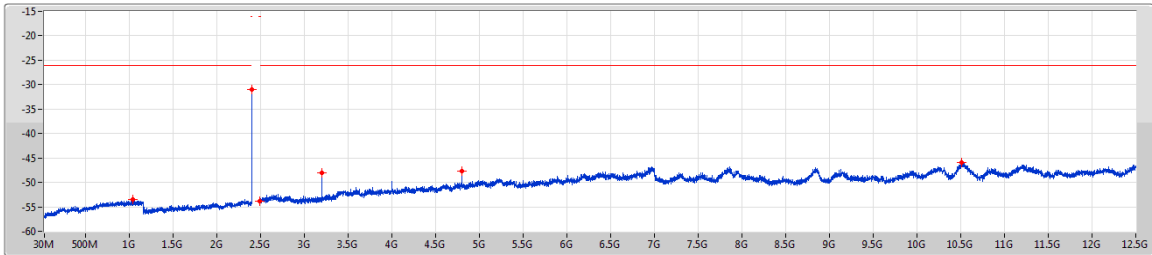
F-Start(Hz)	F-Stop(Hz)	Freq(Hz)	Psum(dBm)	Limit(dBm)	Margin(dB)	P1(dBm)
30M	2.387G	2.31393G	-53.53	-26.02	-27.51	-53.53
2.387G	2.4G	2.4G	-30.11	-16.02	-14.09	-30.11
2.4835G	2.4965G	2.48748G	-53.66	-16.02	-37.64	-53.66
2.4965G	12.5G	10.5118G	-45.85	-26.02	-19.83	-45.85
2.4965G	12.5G	4.80356G	-48.05	-26.02	-22.03	-48.05
2.4965G	12.5G	3.20175G	-47.73	-26.02	-21.71	-47.73

BT-LE(1Mbps)

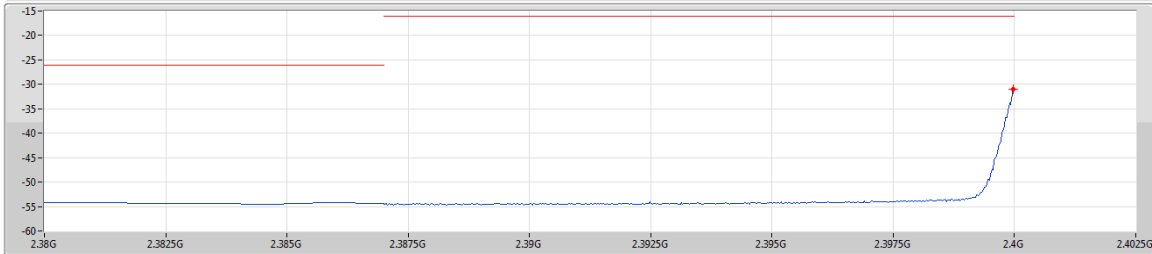
CSE-TX-DTS

2402MHz_TnomVmin

09/08/2023



Limit
Port1

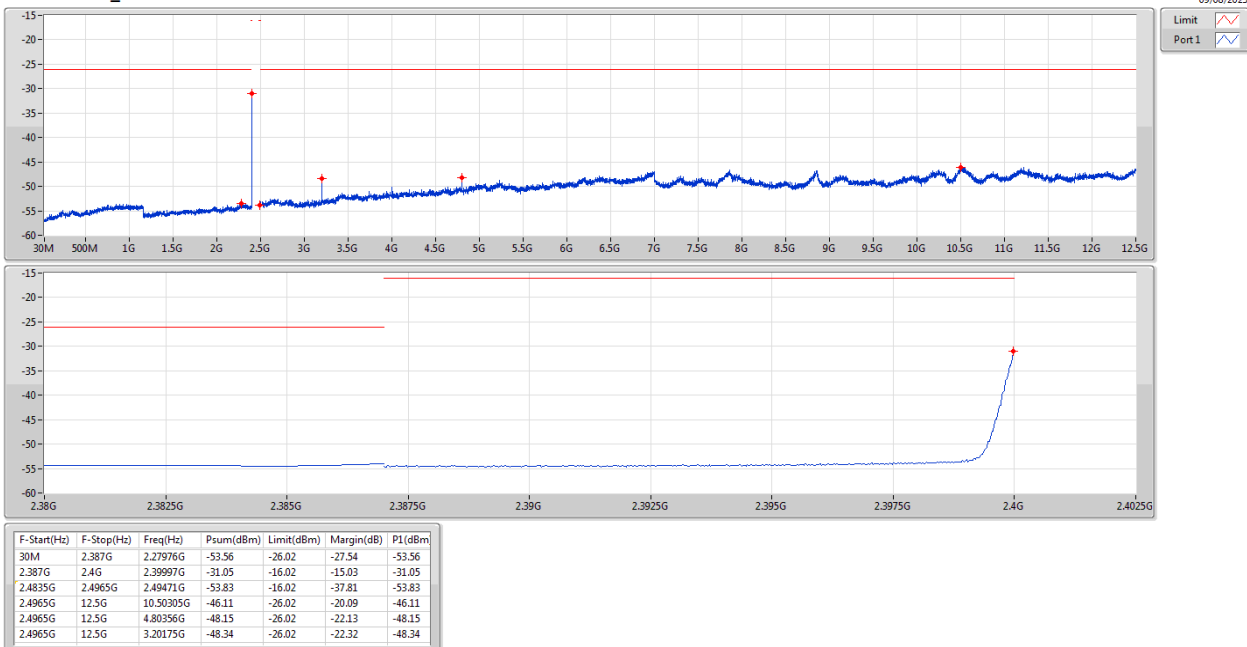


F-Start(Hz)	F-Stop(Hz)	Freq(Hz)	Psum(dBm)	Limit(dBm)	Margin(dB)	P1(dBm)
30M	2.387G	1.03644G	-53.44	-26.02	-27.42	-53.44
2.387G	2.4G	2.39997G	-31.07	-16.02	-15.05	-31.07
2.4835G	2.4965G	2.49107G	-53.78	-16.02	-37.76	-53.78
2.4965G	12.5G	10.5068G	-45.88	-26.02	-19.86	-45.88
2.4965G	12.5G	4.80356G	-47.69	-26.02	-21.67	-47.69
2.4965G	12.5G	3.20175G	-48.02	-26.02	-22.00	-48.02

BT-LE(1Mbps)

CSE-TX-DTS

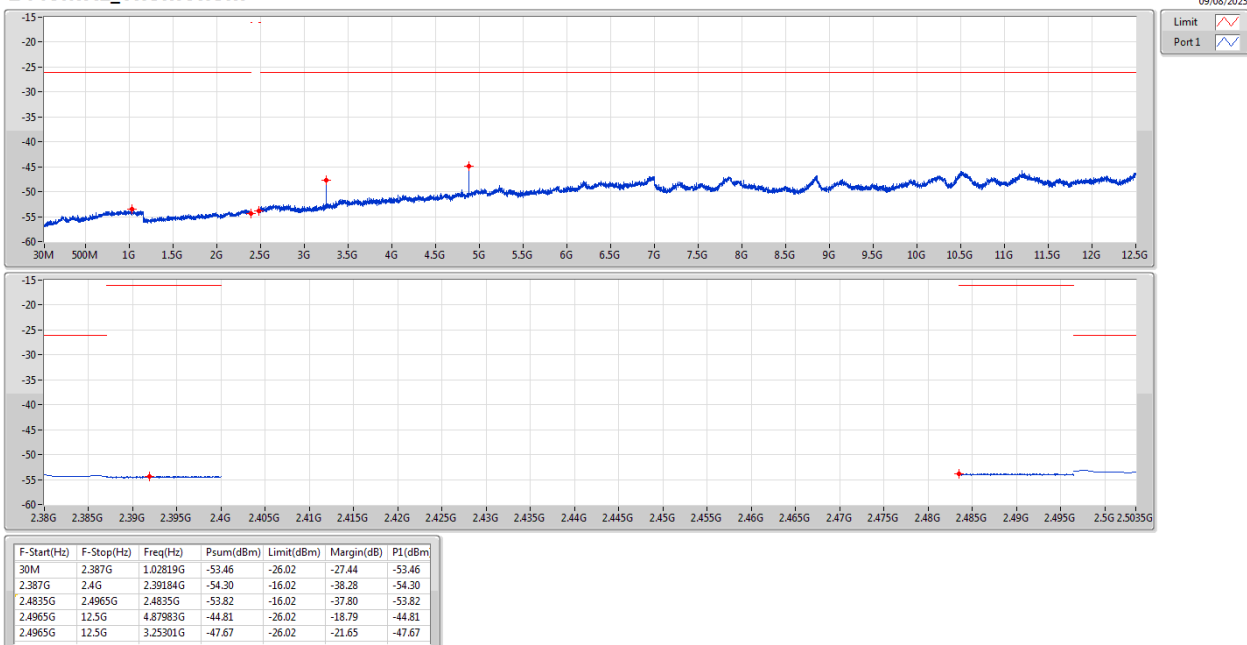
2402MHz_TnomVmax



BT-LE(1Mbps)

CSE-TX-DTS

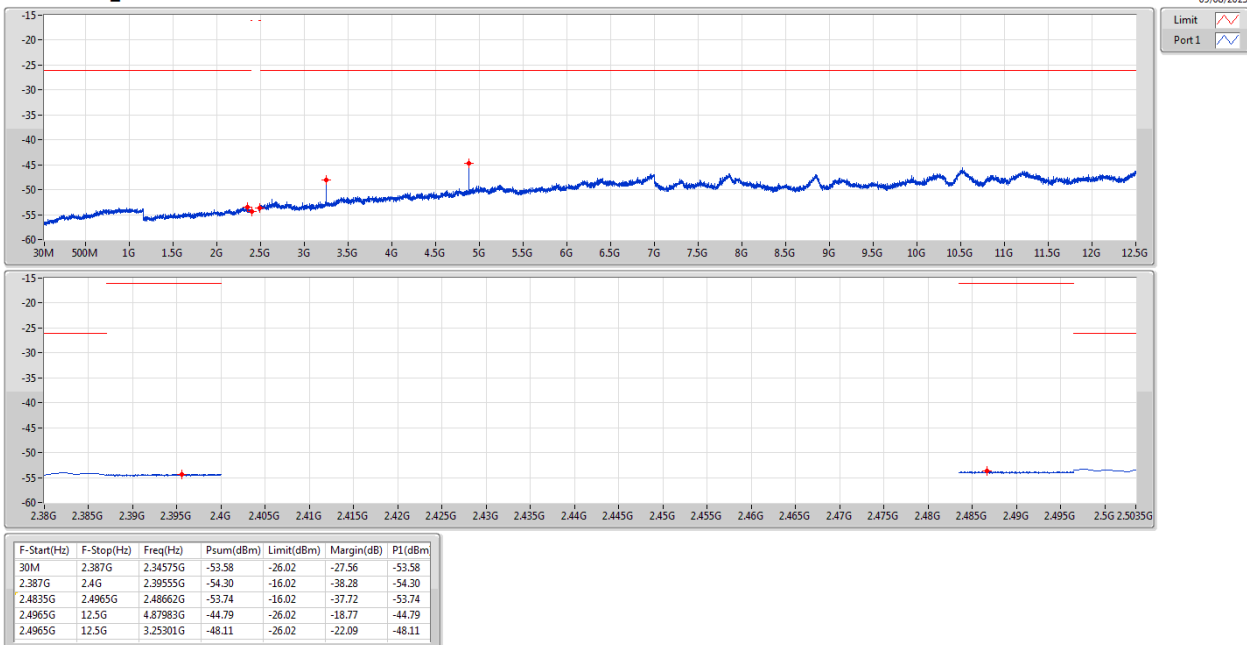
2440MHz_TnomVnom



BT-LE(1Mbps)

CSE-TX-DTS

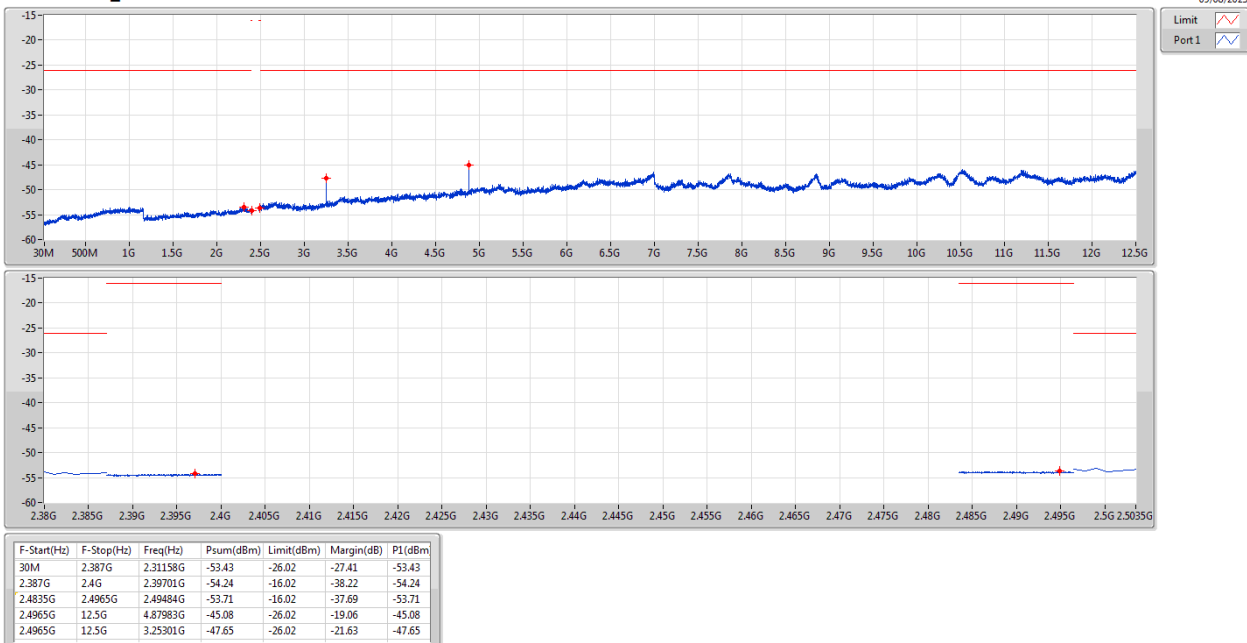
2440MHz_TnomVmin



BT-LE(1Mbps)

CSE-TX-DTS

2440MHz_TnomVmax

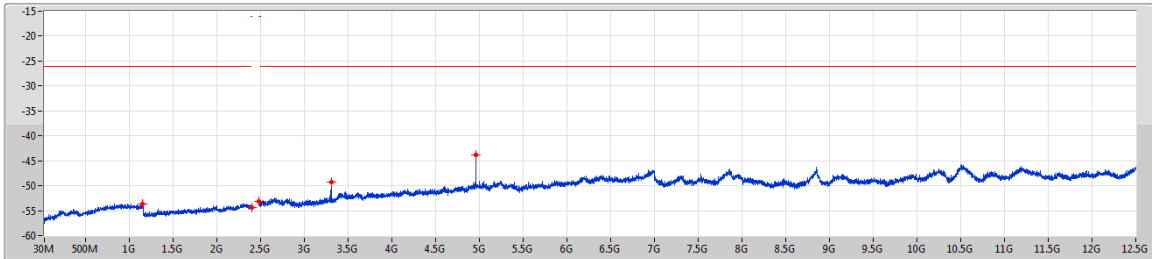


BT-LE(1Mbps)

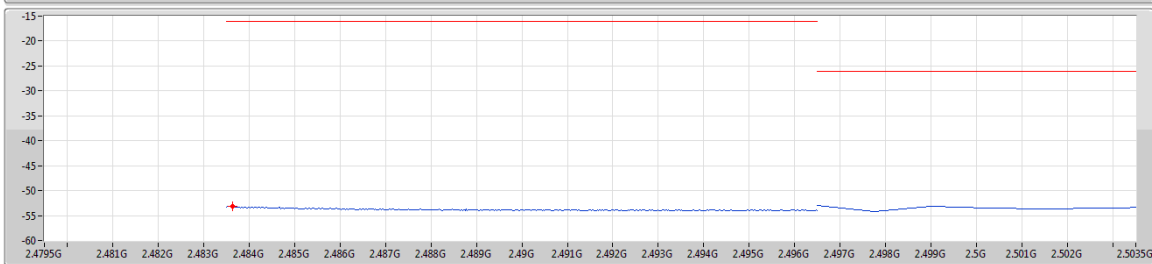
CSE-TX-DTS

2480MHz_TnomVnom

09/08/2023



Limit
Port1



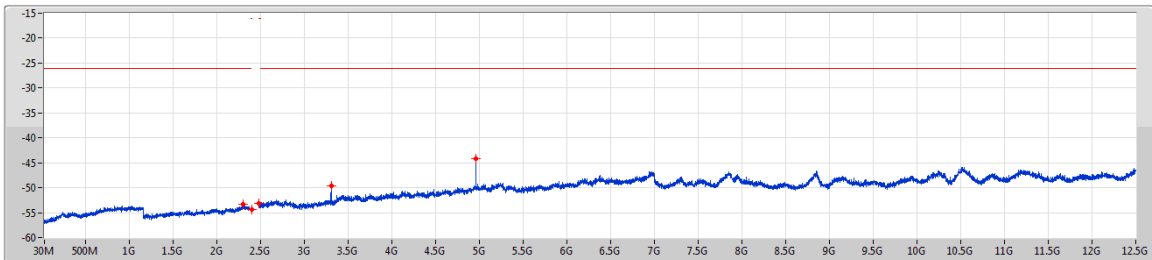
F-Start(Hz)	F-Stop(Hz)	Freq(Hz)	Psum(dBm)	Limit(dBm)	Margin(dB)	PI(dBm)
30M	2.387G	1.15193G	-53.69	-26.02	-27.67	-53.69
2.387G	2.4G	2.39789G	-54.31	-16.02	-38.29	-54.31
2.4835G	2.4965G	2.48363G	-53.13	-16.02	-37.11	-53.13
2.4965G	12.5G	4.95986G	-43.80	-26.02	-17.78	-43.80
2.4965G	12.5G	3.30678G	-49.23	-26.02	-23.21	-49.23

BT-LE(1Mbps)

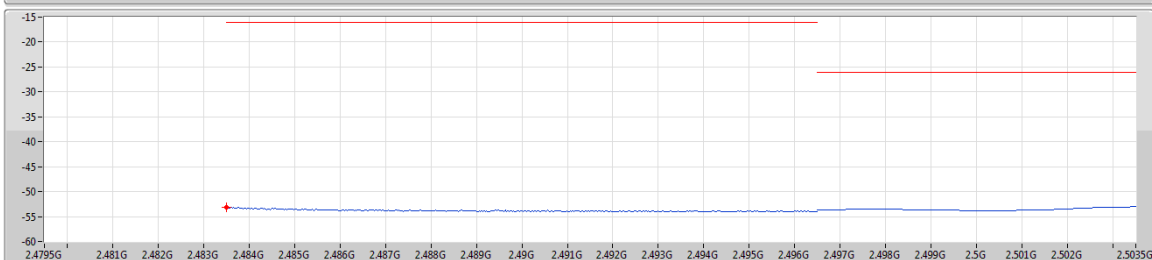
CSE-TX-DTS

2480MHz_TnomVmin

09/08/2023



Limit
Port1



F-Start(Hz)	F-Stop(Hz)	Freq(Hz)	Psum(dBm)	Limit(dBm)	Margin(dB)	PI(dBm)
30M	2.387G	2.30215G	-53.37	-26.02	-27.35	-53.37
2.387G	2.4G	2.39511G	-54.34	-16.02	-38.32	-54.34
2.4835G	2.4965G	2.4835G	-53.20	-16.02	-37.18	-53.20
2.4965G	12.5G	4.95986G	-44.25	-26.02	-18.23	-44.25
2.4965G	12.5G	3.30678G	-49.56	-26.02	-23.54	-49.56

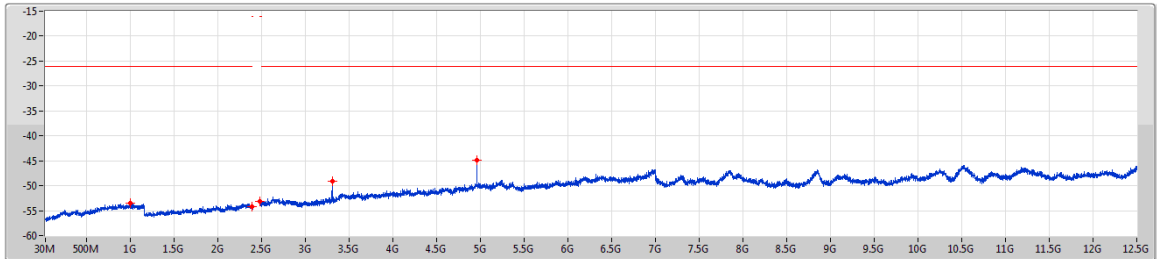


BT-LE(1Mbps)

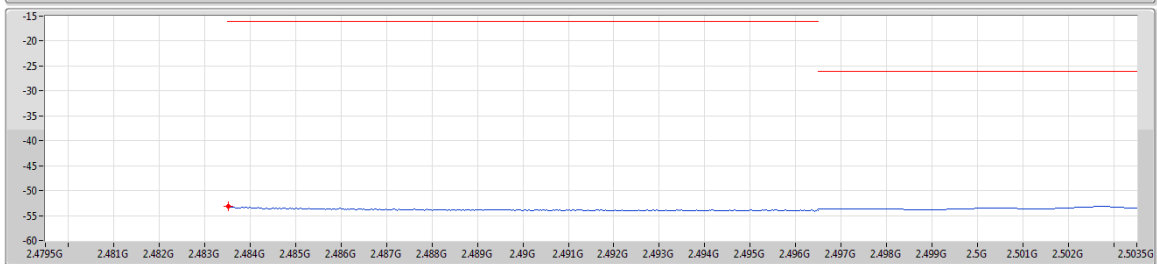
CSE-TX-DTS

2480MHz_TnomVmax

09/08/2023



Limit
Port1



F-Start(Hz)	F-Stop(Hz)	Freq(Hz)	Psum(dBm)	Limit(dBm)	Margin(dB)	PI(dBm)
30M	2.387G	1.00108G	-53.46	-26.02	-27.44	-53.46
2.387G	2.4G	2.3934G	-54.24	-16.02	-38.22	-54.24
2.4835G	2.4965G	2.48353G	-53.13	-16.02	-37.11	-53.13
2.4965G	12.5G	4.95986G	-44.86	-26.02	-18.84	-44.86
2.4965G	12.5G	3.30678G	-49.16	-26.02	-23.14	-49.16



Summary

Mode	Result	F-Start (Hz)	F-Stop (Hz)	RBW (Hz)	Freq (Hz)	Psum (dBm/MHz)	Psum (uW/MHz)	Limit (dBm/MHz)	Limit (uW/MHz)
2.4-2.4835GHz	-	-	-	-	-	-	-	-	-
BT-LE(2Mbps)	Pass	2.387G	2.4G	1M	2.4G	-18.31	14.75707	-16.02	25

Result

Mode	Result	F-Start (Hz)	F-Stop (Hz)	RBW (Hz)	Freq (Hz)	Psum (dBm/MHz)	Psum (uW/MHz)	Limit (dBm/MHz)	Limit (uW/MHz)
BT-LE(2Mbps)	-	-	-	-	-	-	-	-	-
2402MHz_TnomVnom	Pass	30M	2.387G	1M	2.30451G	-50.46	0.00899	-26.02	2.5
2402MHz_TnomVnom	Pass	2.387G	2.4G	1M	2.4G	-18.31	14.75707	-16.02	25
2402MHz_TnomVnom	Pass	2.4835G	2.4965G	1M	2.4952G	-50.78	0.00836	-16.02	25
2402MHz_TnomVnom	Pass	2.4965G	12.5G	1M	10.51681G	-42.47	0.05662	-26.02	2.5
2402MHz_TnomVnom	Pass	2.4965G	12.5G	1M	4.80356G	-45.90	0.0257	-26.02	2.5
2402MHz_TnomVnom	Pass	2.4965G	12.5G	1M	3.20175G	-44.73	0.03365	-26.02	2.5
2402MHz_TnomVmin	Pass	30M	2.387G	1M	2.35047G	-50.40	0.00912	-26.02	2.5
2402MHz_TnomVmin	Pass	2.387G	2.4G	1M	2.4G	-18.31	14.75707	-16.02	25
2402MHz_TnomVmin	Pass	2.4835G	2.4965G	1M	2.49515G	-50.76	0.00839	-16.02	25
2402MHz_TnomVmin	Pass	2.4965G	12.5G	1M	12.5G	-42.95	0.0507	-26.02	2.5
2402MHz_TnomVmin	Pass	2.4965G	12.5G	1M	4.80356G	-45.74	0.02667	-26.02	2.5
2402MHz_TnomVmin	Pass	2.4965G	12.5G	1M	3.20175G	-45.42	0.02871	-26.02	2.5
2402MHz_TnomVmax	Pass	30M	2.387G	1M	2.29626G	-50.37	0.00918	-26.02	2.5
2402MHz_TnomVmax	Pass	2.387G	2.4G	1M	2.4G	-18.39	14.48772	-16.02	25
2402MHz_TnomVmax	Pass	2.4835G	2.4965G	1M	2.48774G	-50.77	0.00838	-16.02	25
2402MHz_TnomVmax	Pass	2.4965G	12.5G	1M	10.50555G	-42.92	0.05105	-26.02	2.5
2402MHz_TnomVmax	Pass	2.4965G	12.5G	1M	4.80356G	-45.40	0.02884	-26.02	2.5
2402MHz_TnomVmax	Pass	2.4965G	12.5G	1M	3.20175G	-44.92	0.03221	-26.02	2.5
2440MHz_TnomVnom	Pass	30M	2.387G	1M	2.32572G	-50.57	0.00877	-26.02	2.5
2440MHz_TnomVnom	Pass	2.387G	2.4G	1M	2.39896G	-51.29	0.00743	-16.02	25
2440MHz_TnomVnom	Pass	2.4835G	2.4965G	1M	2.48397G	-50.80	0.00832	-16.02	25
2440MHz_TnomVnom	Pass	2.4965G	12.5G	1M	10.51305G	-42.83	0.05212	-26.02	2.5
2440MHz_TnomVnom	Pass	2.4965G	12.5G	1M	4.87858G	-44.27	0.03741	-26.02	2.5
2440MHz_TnomVnom	Pass	2.4965G	12.5G	1M	3.25301G	-44.59	0.03475	-26.02	2.5
2440MHz_TnomVmin	Pass	30M	2.387G	1M	2.31275G	-50.31	0.00931	-26.02	2.5
2440MHz_TnomVmin	Pass	2.387G	2.4G	1M	2.39844G	-51.20	0.00759	-16.02	25
2440MHz_TnomVmin	Pass	2.4835G	2.4965G	1M	2.48953G	-50.74	0.00843	-16.02	25
2440MHz_TnomVmin	Pass	2.4965G	12.5G	1M	11.20205G	-42.98	0.05035	-26.02	2.5
2440MHz_TnomVmin	Pass	2.4965G	12.5G	1M	4.87983G	-44.19	0.03811	-26.02	2.5

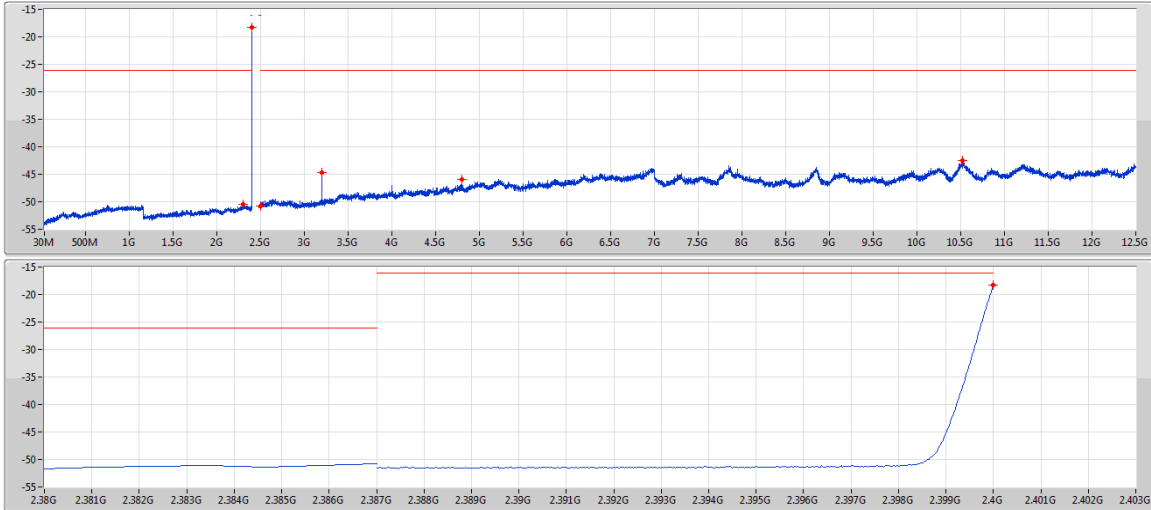
Mode	Result	F-Start (Hz)	F-Stop (Hz)	RBW (Hz)	Freq (Hz)	Psum (dBm/MHz)	Psum (uW/MHz)	Limit (dBm/MHz)	Limit (uW/MHz)
2440MHz_TnomVmin	Pass	2.4965G	12.5G	1M	3.25301G	-44.49	0.03556	-26.02	2.5
2440MHz_TnomVmax	Pass	30M	2.387G	1M	1.14958G	-50.60	0.00871	-26.02	2.5
2440MHz_TnomVmax	Pass	2.387G	2.4G	1M	2.39324G	-51.25	0.0075	-16.02	25
2440MHz_TnomVmax	Pass	2.4835G	2.4965G	1M	2.486G	-50.79	0.00834	-16.02	25
2440MHz_TnomVmax	Pass	2.4965G	12.5G	1M	10.5093G	-42.60	0.05495	-26.02	2.5
2440MHz_TnomVmax	Pass	2.4965G	12.5G	1M	4.87983G	-43.31	0.04667	-26.02	2.5
2440MHz_TnomVmax	Pass	2.4965G	12.5G	1M	3.25301G	-45.11	0.03083	-26.02	2.5
2480MHz_TnomVnom	Pass	30M	2.387G	1M	1.12836G	-50.51	0.00889	-26.02	2.5
2480MHz_TnomVnom	Pass	2.387G	2.4G	1M	2.39688G	-51.31	0.0074	-16.02	25
2480MHz_TnomVnom	Pass	2.4835G	2.4965G	1M	2.48353G	-50.29	0.00935	-16.02	25
2480MHz_TnomVnom	Pass	2.4965G	12.5G	1M	10.52681G	-42.28	0.05916	-26.02	2.5
2480MHz_TnomVnom	Pass	2.4965G	12.5G	1M	4.95861G	-42.53	0.05585	-26.02	2.5
2480MHz_TnomVnom	Pass	2.4965G	12.5G	1M	3.30678G	-46.77	0.02104	-26.02	2.5
2480MHz_TnomVmin	Pass	30M	2.387G	1M	2.30097G	-50.25	0.00944	-26.02	2.5
2480MHz_TnomVmin	Pass	2.387G	2.4G	1M	2.3973G	-51.29	0.00743	-16.02	25
2480MHz_TnomVmin	Pass	2.4835G	2.4965G	1M	2.4835G	-50.16	0.00964	-16.02	25
2480MHz_TnomVmin	Pass	2.4965G	12.5G	1M	4.95986G	-42.83	0.05212	-26.02	2.5
2480MHz_TnomVmin	Pass	2.4965G	12.5G	1M	3.30678G	-46.10	0.02455	-26.02	2.5
2480MHz_TnomVmax	Pass	30M	2.387G	1M	1.1484G	-50.52	0.00887	-26.02	2.5
2480MHz_TnomVmax	Pass	2.387G	2.4G	1M	2.39405G	-51.24	0.00752	-16.02	25
2480MHz_TnomVmax	Pass	2.4835G	2.4965G	1M	2.4835G	-50.20	0.00955	-16.02	25
2480MHz_TnomVmax	Pass	2.4965G	12.5G	1M	4.95986G	-42.55	0.05559	-26.02	2.5
2480MHz_TnomVmax	Pass	2.4965G	12.5G	1M	3.30678G	-46.02	0.025	-26.02	2.5

BT-LE(2Mbps)

CSE-TX-DTS

2402MHz_TnomVnom

09/08/2023



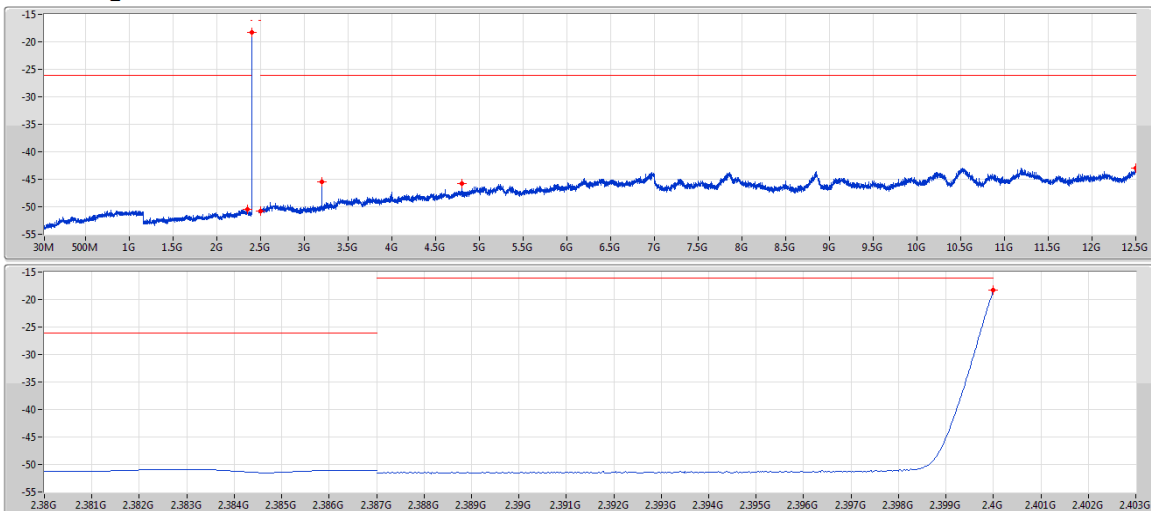
F-Start(Hz)	F-Stop(Hz)	Freq(Hz)	Psum(dBm)	Limit(dBm)	Margin(dB)	P1(dBm)
30M	2.387G	2.30451G	-50.46	-26.02	-24.44	-50.46
2.387G	2.4G	2.4G	-18.31	-16.02	-2.29	-18.31
2.4835G	2.4965G	2.4952G	-50.78	-16.02	-34.76	-50.78
2.4965G	12.5G	10.51681G	-42.47	-26.02	-16.45	-42.47
2.4965G	12.5G	4.80356G	-45.90	-26.02	-19.88	-45.90
2.4965G	12.5G	3.20175G	-44.73	-26.02	-18.71	-44.73

BT-LE(2Mbps)

CSE-TX-DTS

2402MHz_TnomVmin

09/08/2023

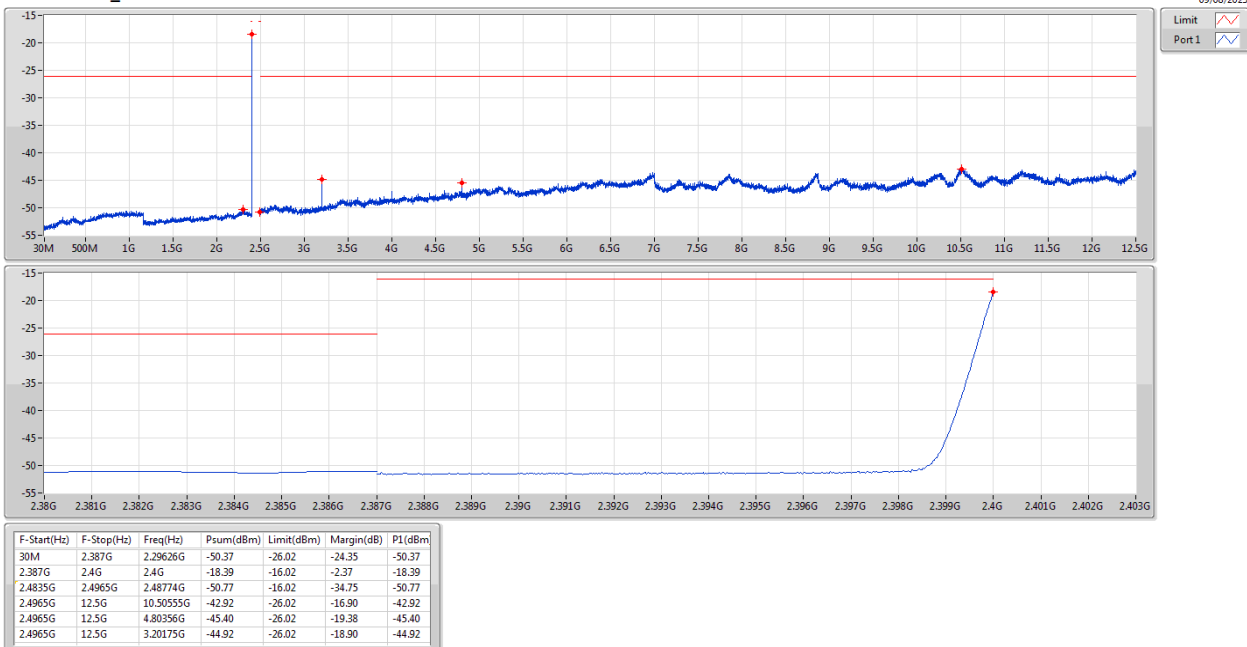


F-Start(Hz)	F-Stop(Hz)	Freq(Hz)	Psum(dBm)	Limit(dBm)	Margin(dB)	P1(dBm)
30M	2.387G	2.35047G	-50.40	-26.02	-24.38	-50.40
2.387G	2.4G	2.4G	-18.31	-16.02	-2.29	-18.31
2.4835G	2.4965G	2.49515G	-50.76	-16.02	-34.74	-50.76
2.4965G	12.5G	12.5G	-42.95	-26.02	-16.93	-42.95
2.4965G	12.5G	4.80356G	-45.74	-26.02	-19.72	-45.74
2.4965G	12.5G	3.20175G	-45.42	-26.02	-19.40	-45.42

BT-LE(2Mbps)

CSE-TX-DTS

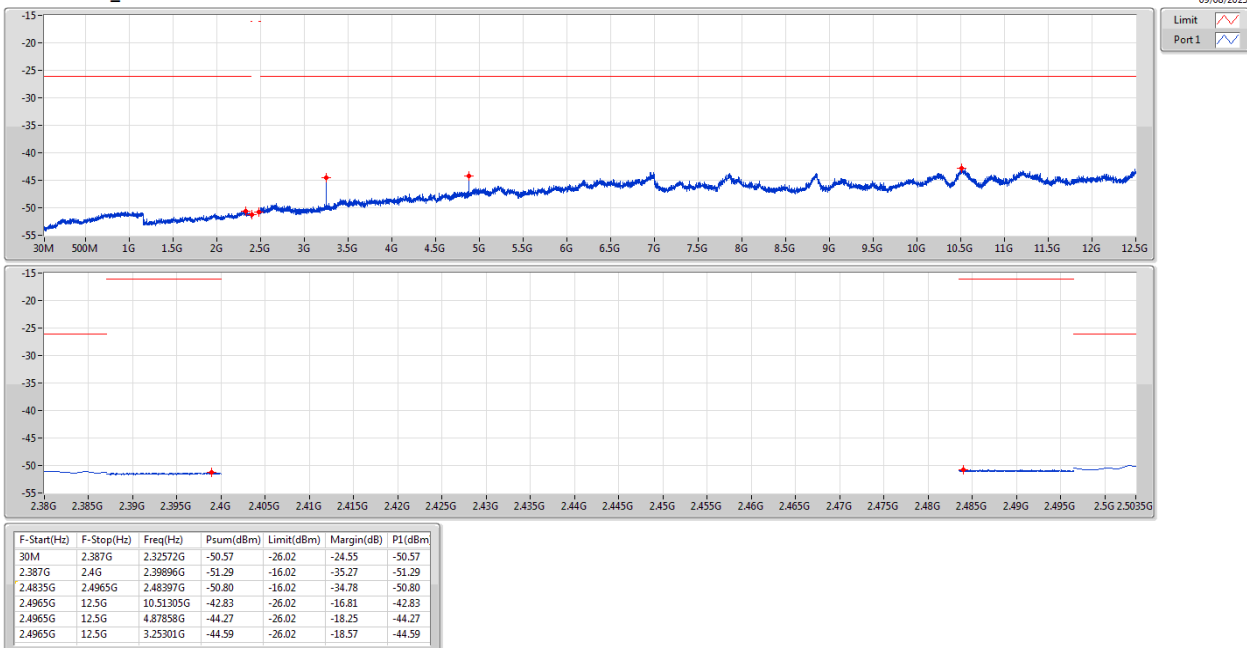
2402MHz_TnomVmax



BT-LE(2Mbps)

CSE-TX-DTS

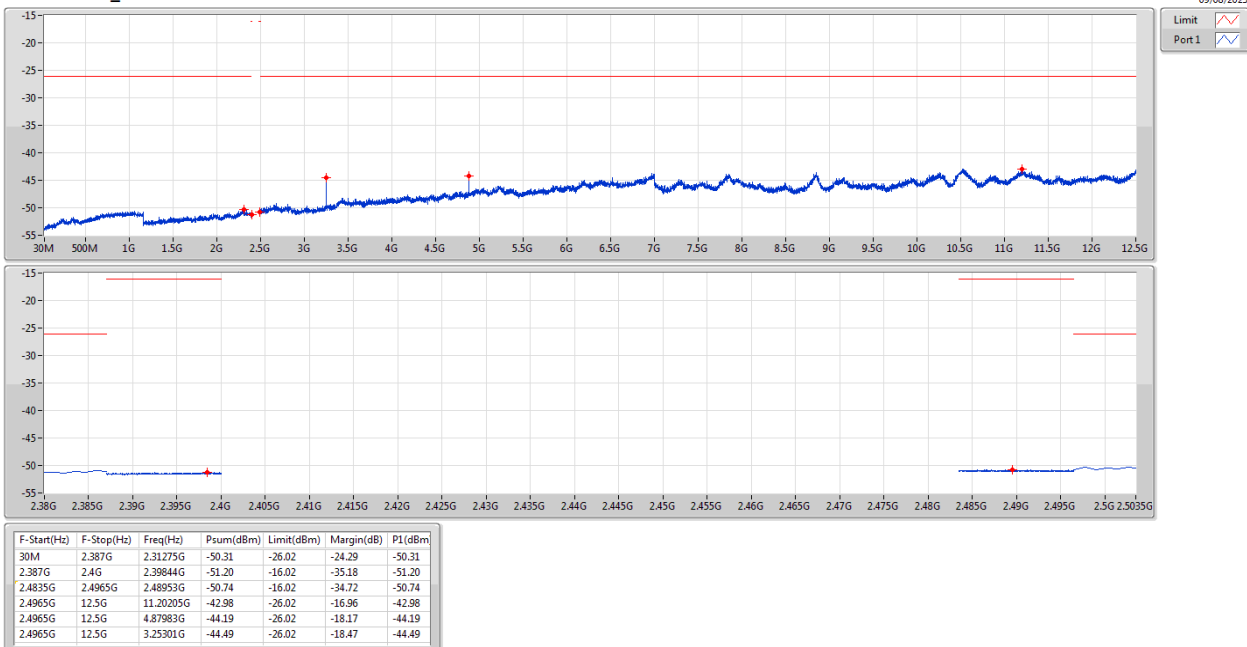
2440MHz_TnomVnom



BT-LE(2Mbps)

CSE-TX-DTS

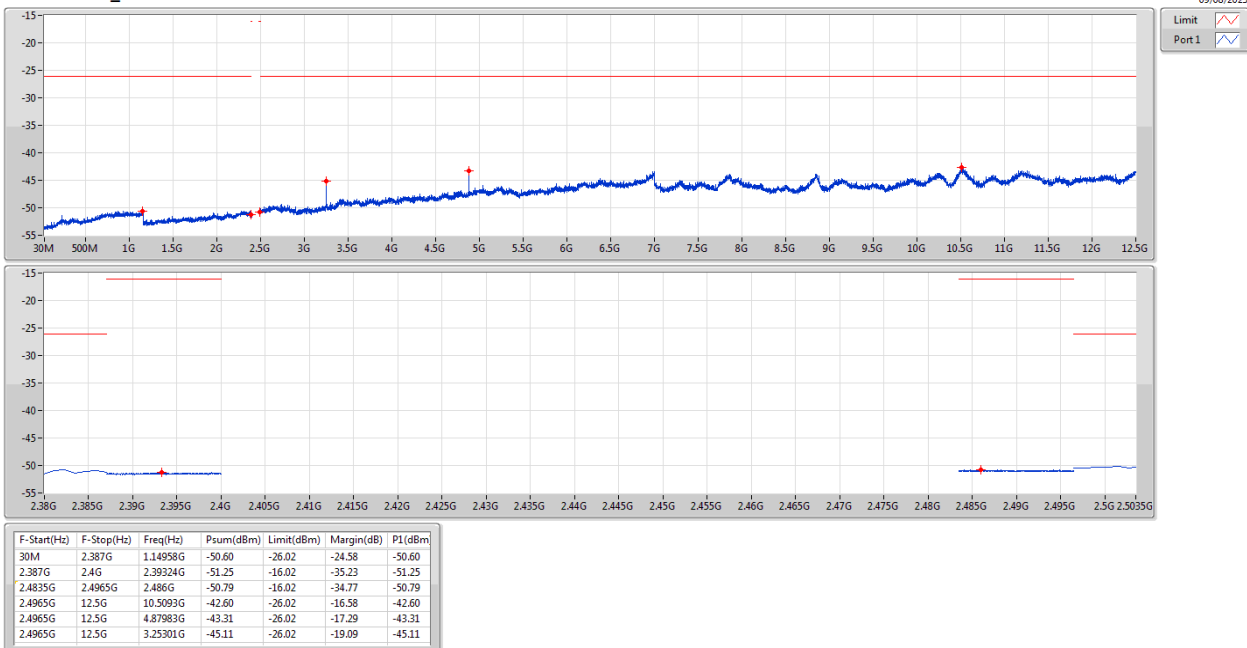
2440MHz_TnomVmin



BT-LE(2Mbps)

CSE-TX-DTS

2440MHz_TnomVmax

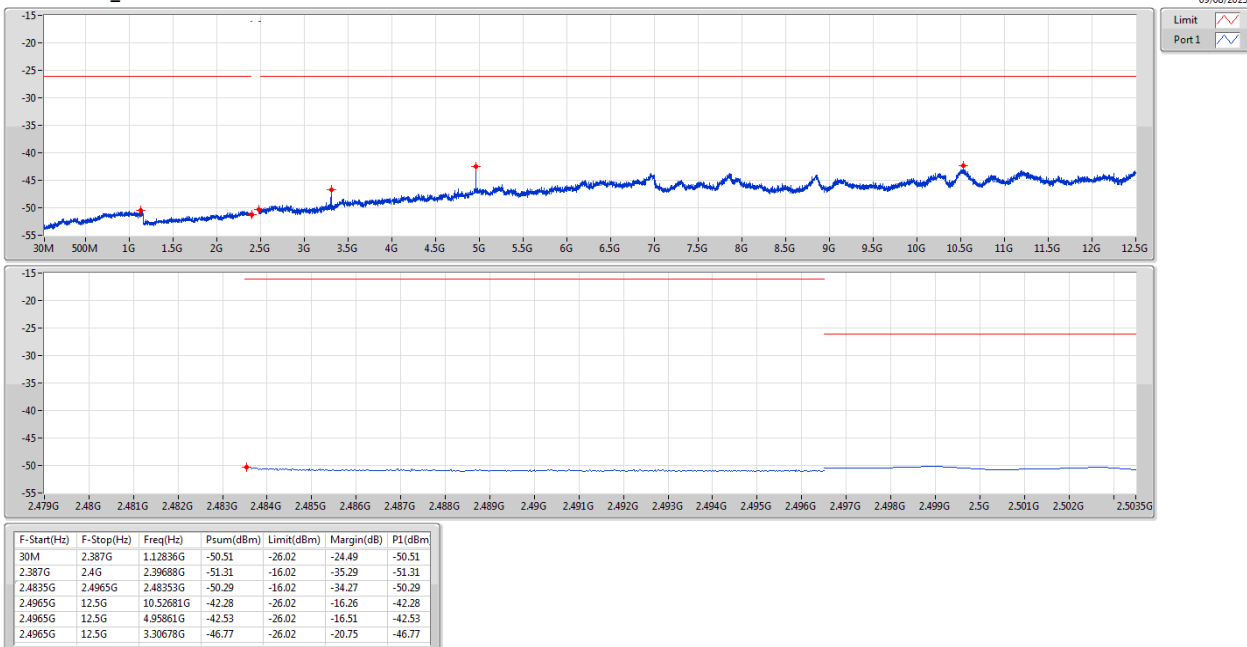




BT-LE(2Mbps)

CSE-TX-DTS

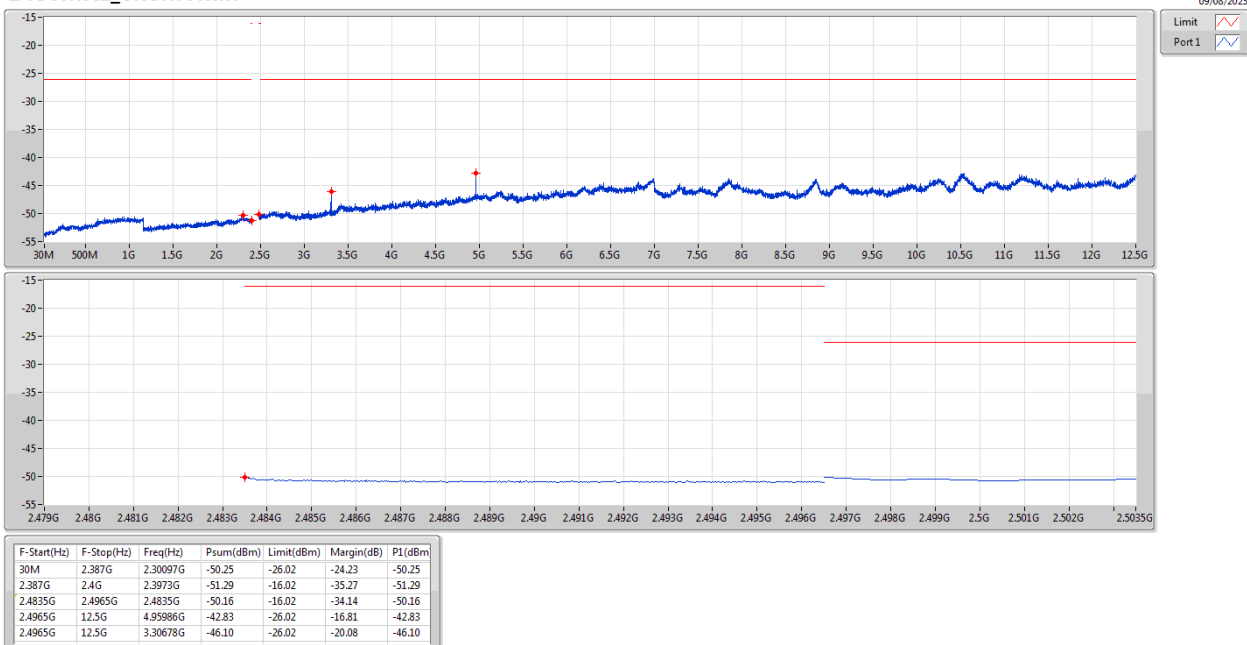
2480MHz_TnomVnom



BT-LE(2Mbps)

CSE-TX-DTS

2480MHz_TnomVmin

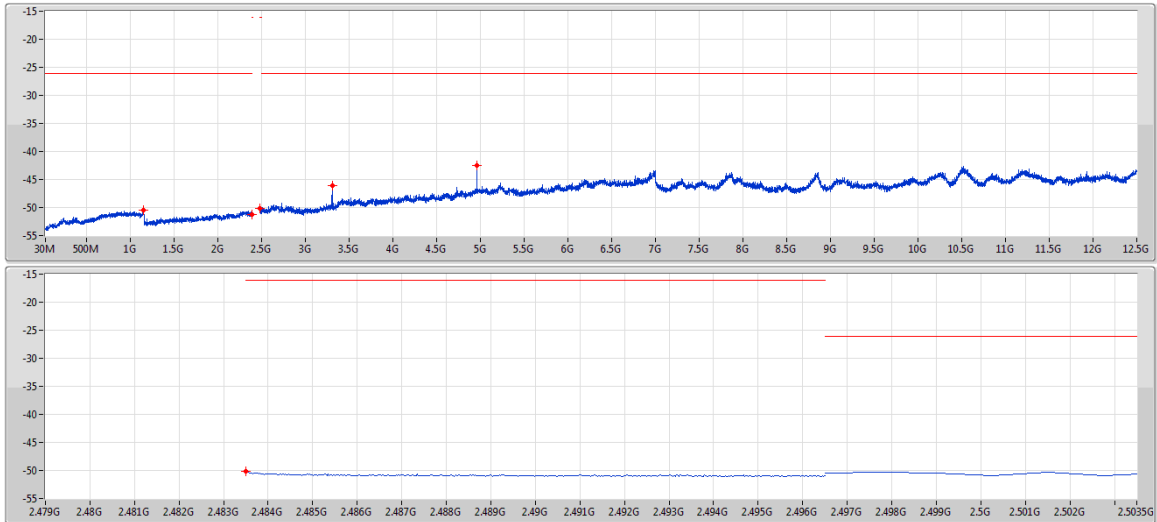


BT-LE(2Mbps)

CSE-TX-DTS

2480MHz_TnomVmax

09/08/2023



F-Start(Hz)	F-Stop(Hz)	Freq(Hz)	Psum(dBm)	Limit(dBm)	Margin(dB)	PI(dBm)
30M	2.387G	1.1484G	-50.52	-26.02	-24.50	-50.52
2.387G	2.4G	2.39405G	-51.24	-16.02	-35.22	-51.24
2.4835G	2.4965G	2.4835G	-50.20	-16.02	-34.18	-50.20
2.4965G	12.5G	4.95986G	-42.55	-26.02	-16.53	-42.55
2.4965G	12.5G	3.30678G	-46.02	-26.02	-20.00	-46.02

**Summary**

Mode	Result	MAC (ID Length)	ID Limit	Function
2.4-2.4835GHz	-	-	-	-
BT-LE(125kbps)	Pass	C0:EE:40:D8:56:EF	48 bits	Good

Result

Mode	Result	MAC (ID Length)	ID Limit	Function
BT-LE(125kbps)	-	-	-	-
2402MHz_TnomVnom	Pass	C0:EE:40:D8:56:EF	48 bits	Good
2402MHz_TnomVmin	Pass	C0:EE:40:D8:56:EF	48 bits	Good
2402MHz_TnomVmax	Pass	C0:EE:40:D8:56:EF	48 bits	Good
2440MHz_TnomVnom	Pass	C0:EE:40:D8:56:EF	48 bits	Good
2440MHz_TnomVmin	Pass	C0:EE:40:D8:56:EF	48 bits	Good
2440MHz_TnomVmax	Pass	C0:EE:40:D8:56:EF	48 bits	Good
2480MHz_TnomVnom	Pass	C0:EE:40:D8:56:EF	48 bits	Good
2480MHz_TnomVmin	Pass	C0:EE:40:D8:56:EF	48 bits	Good
2480MHz_TnomVmax	Pass	C0:EE:40:D8:56:EF	48 bits	Good

**Summary**

Mode	Result	MAC (ID Length)	ID Limit	Function
2.4-2.4835GHz	-	-	-	-
BT-LE(500kbps)	Pass	C0:EE:40:D8:56:EF	48 bits	Good

Result

Mode	Result	MAC (ID Length)	ID Limit	Function
BT-LE(500kbps)	-	-	-	-
2402MHz_TnomVnom	Pass	C0:EE:40:D8:56:EF	48 bits	Good
2402MHz_TnomVmin	Pass	C0:EE:40:D8:56:EF	48 bits	Good
2402MHz_TnomVmax	Pass	C0:EE:40:D8:56:EF	48 bits	Good
2440MHz_TnomVnom	Pass	C0:EE:40:D8:56:EF	48 bits	Good
2440MHz_TnomVmin	Pass	C0:EE:40:D8:56:EF	48 bits	Good
2440MHz_TnomVmax	Pass	C0:EE:40:D8:56:EF	48 bits	Good
2480MHz_TnomVnom	Pass	C0:EE:40:D8:56:EF	48 bits	Good
2480MHz_TnomVmin	Pass	C0:EE:40:D8:56:EF	48 bits	Good
2480MHz_TnomVmax	Pass	C0:EE:40:D8:56:EF	48 bits	Good

**Summary**

Mode	Result	MAC (ID Length)	ID Limit	Function
2.4-2.4835GHz	-	-	-	-
BT-LE(1Mbps)	Pass	C0:EE:40:D8:56:EF	48 bits	Good

Result

Mode	Result	MAC (ID Length)	ID Limit	Function
BT-LE(1Mbps)	-	-	-	-
2402MHz_TnomVnom	Pass	C0:EE:40:D8:56:EF	48 bits	Good
2402MHz_TnomVmin	Pass	C0:EE:40:D8:56:EF	48 bits	Good
2402MHz_TnomVmax	Pass	C0:EE:40:D8:56:EF	48 bits	Good
2440MHz_TnomVnom	Pass	C0:EE:40:D8:56:EF	48 bits	Good
2440MHz_TnomVmin	Pass	C0:EE:40:D8:56:EF	48 bits	Good
2440MHz_TnomVmax	Pass	C0:EE:40:D8:56:EF	48 bits	Good
2480MHz_TnomVnom	Pass	C0:EE:40:D8:56:EF	48 bits	Good
2480MHz_TnomVmin	Pass	C0:EE:40:D8:56:EF	48 bits	Good
2480MHz_TnomVmax	Pass	C0:EE:40:D8:56:EF	48 bits	Good

**Summary**

Mode	Result	MAC (ID Length)	ID Limit	Function
2.4-2.4835GHz	-	-	-	-
BT-LE(2Mbps)	Pass	C0:EE:40:D8:56:EF	48 bits	Good

Result

Mode	Result	MAC (ID Length)	ID Limit	Function
BT-LE(2Mbps)	-	-	-	-
2402MHz_TnomVnom	Pass	C0:EE:40:D8:56:EF	48 bits	Good
2402MHz_TnomVmin	Pass	C0:EE:40:D8:56:EF	48 bits	Good
2402MHz_TnomVmax	Pass	C0:EE:40:D8:56:EF	48 bits	Good
2440MHz_TnomVnom	Pass	C0:EE:40:D8:56:EF	48 bits	Good
2440MHz_TnomVmin	Pass	C0:EE:40:D8:56:EF	48 bits	Good
2440MHz_TnomVmax	Pass	C0:EE:40:D8:56:EF	48 bits	Good
2480MHz_TnomVnom	Pass	C0:EE:40:D8:56:EF	48 bits	Good
2480MHz_TnomVmin	Pass	C0:EE:40:D8:56:EF	48 bits	Good
2480MHz_TnomVmax	Pass	C0:EE:40:D8:56:EF	48 bits	Good

Summary

Mode	Result	F-Start (Hz)	F-Stop (Hz)	RBW (Hz)	Freq (Hz)	Psum (dBm)	Psum (nW)	Limit (dBm)	Limit (nW)
2.4-2.4835GHz	-	-	-	-	-	-	-	-	-
BT-LE(125kbps)	Pass	1G	12.5G	1M	10.49469G	-77.45	0.01799	-46.99	20

Result

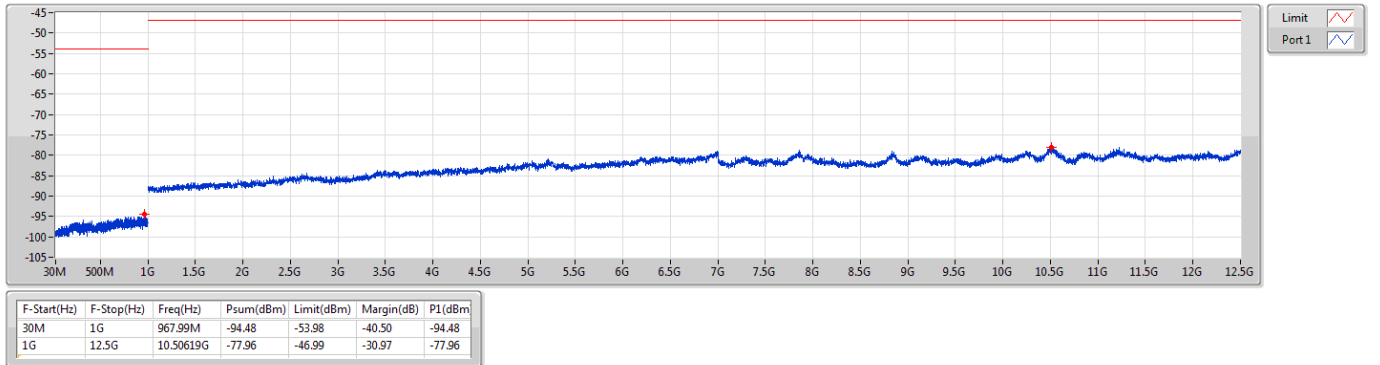
Mode	Result	F-Start (Hz)	F-Stop (Hz)	RBW (Hz)	Freq (Hz)	Psum (dBm)	Psum (nW)	Limit (dBm)	Limit (nW)
BT-LE(125kbps)	-	-	-	-	-	-	-	-	-
2402MHz_TnomVnom	Pass	30M	1G	100k	967.99M	-94.48	0.00036	-53.98	4
2402MHz_TnomVnom	Pass	1G	12.5G	1M	10.50619G	-77.96	0.016	-46.99	20
2402MHz_TnomVmin	Pass	30M	1G	100k	727.43M	-94.79	0.00033	-53.98	4
2402MHz_TnomVmin	Pass	1G	12.5G	1M	10.50906G	-78.12	0.01542	-46.99	20
2402MHz_TnomVmax	Pass	30M	1G	100k	927.25M	-94.62	0.00035	-53.98	4
2402MHz_TnomVmax	Pass	1G	12.5G	1M	11.16169G	-78.34	0.01466	-46.99	20
2440MHz_TnomVnom	Pass	30M	1G	100k	876.33M	-94.87	0.00033	-53.98	4
2440MHz_TnomVnom	Pass	1G	12.5G	1M	10.51769G	-78.37	0.01455	-46.99	20
2440MHz_TnomVmin	Pass	30M	1G	100k	929.68M	-94.79	0.00033	-53.98	4
2440MHz_TnomVmin	Pass	1G	12.5G	1M	10.53925G	-77.96	0.016	-46.99	20
2440MHz_TnomVmax	Pass	30M	1G	100k	943.74M	-95.02	0.00031	-53.98	4
2440MHz_TnomVmax	Pass	1G	12.5G	1M	12.49856G	-78.36	0.01459	-46.99	20
2480MHz_TnomVnom	Pass	30M	1G	100k	877.78M	-94.95	0.00032	-53.98	4
2480MHz_TnomVnom	Pass	1G	12.5G	1M	10.51769G	-77.76	0.01675	-46.99	20
2480MHz_TnomVmin	Pass	30M	1G	100k	764.78M	-95.09	0.00031	-53.98	4
2480MHz_TnomVmin	Pass	1G	12.5G	1M	10.52488G	-77.99	0.01589	-46.99	20
2480MHz_TnomVmax	Pass	30M	1G	100k	762.84M	-94.92	0.00032	-53.98	4
2480MHz_TnomVmax	Pass	1G	12.5G	1M	10.49469G	-77.45	0.01799	-46.99	20



BT-LE(125kbps)

CSE-RX-DTS

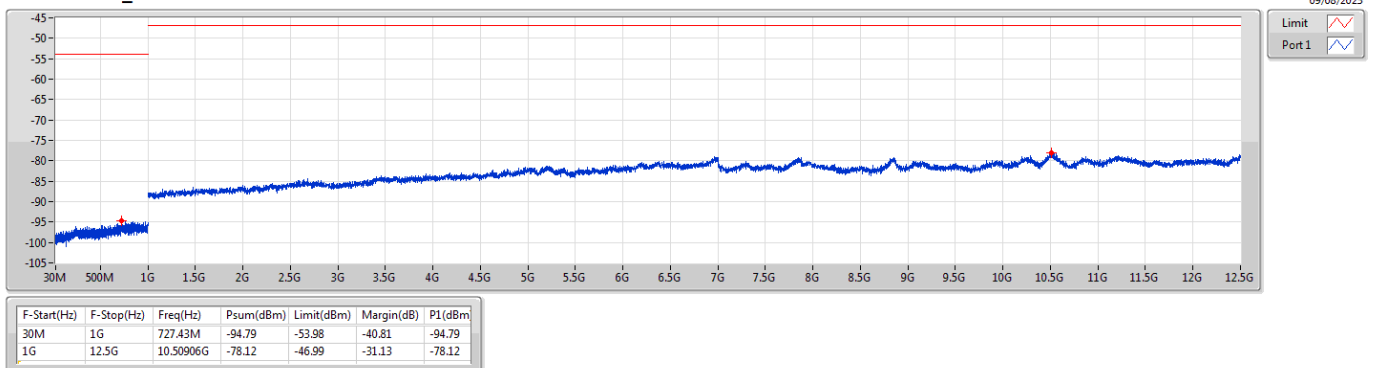
2402MHz_TnomVnom



BT-LE(125kbps)

CSE-RX-DTS

2402MHz_TnomVmin

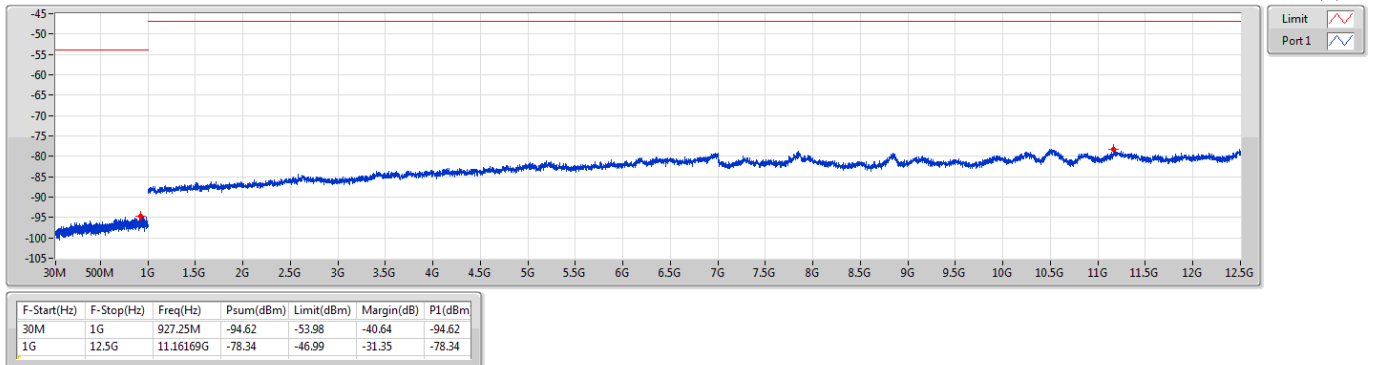




BT-LE(125kbps)

CSE-RX-DTS

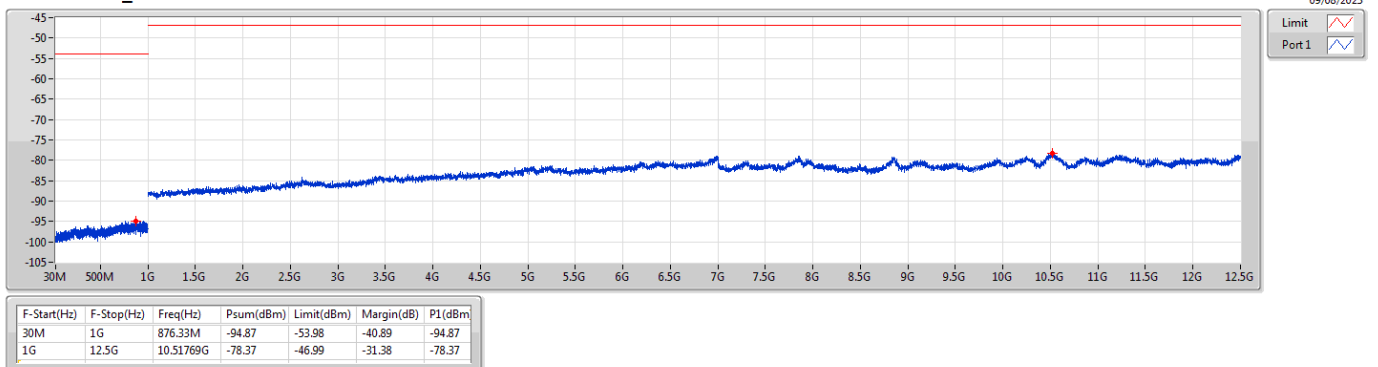
2402MHz_TnomVmax



BT-LE(125kbps)

CSE-RX-DTS

2440MHz_TnomVnom

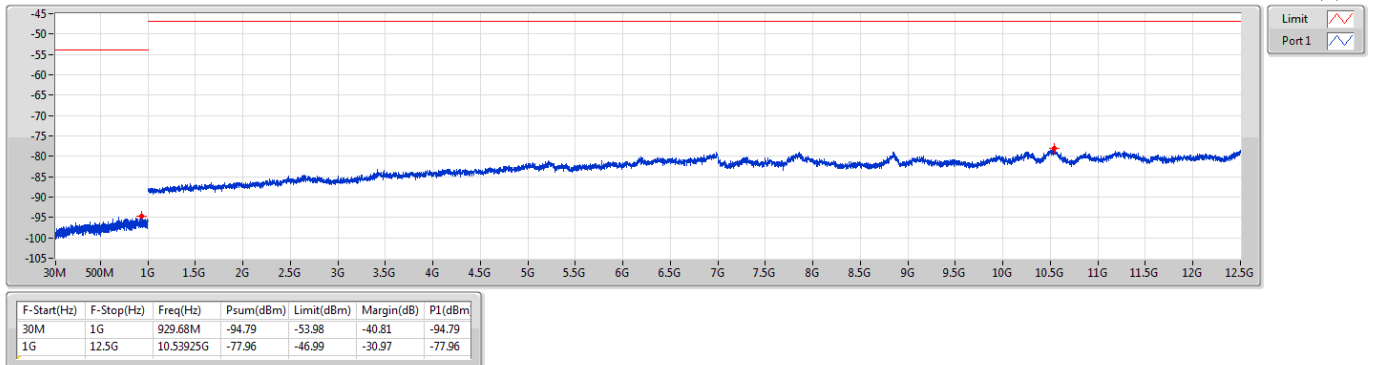




BT-LE(125kbps)

CSE-RX-DTS

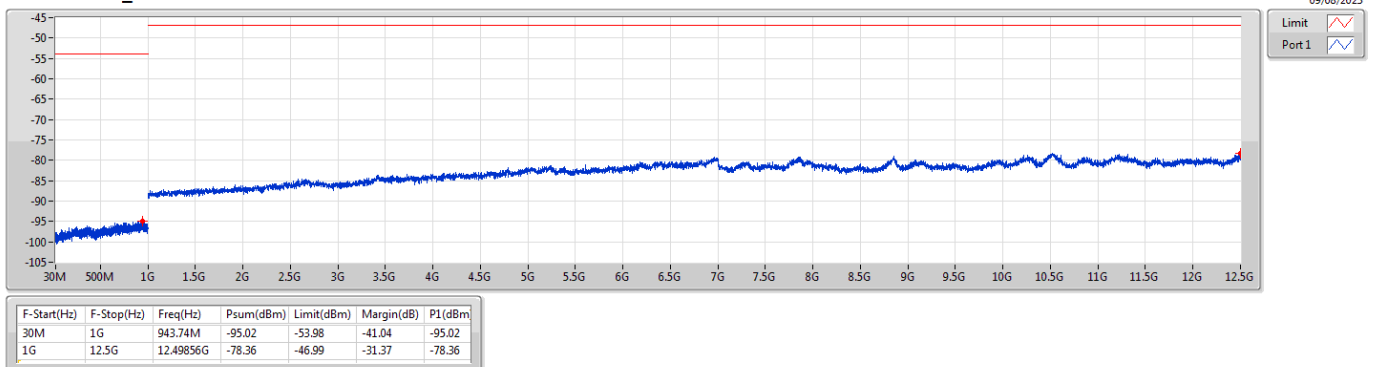
2440MHz_TnomVmin



BT-LE(125kbps)

CSE-RX-DTS

2440MHz_TnomVmax

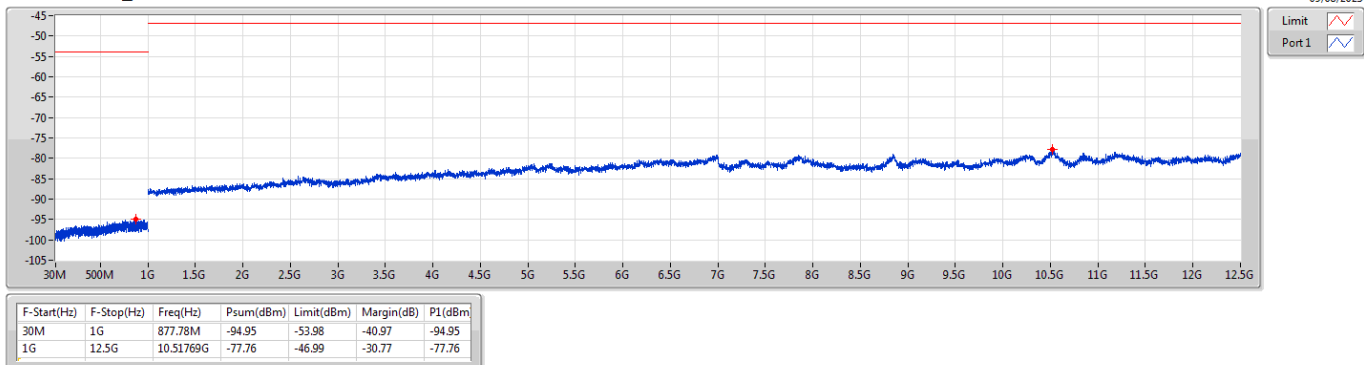




BT-LE(125kbps)

CSE-RX-DTS

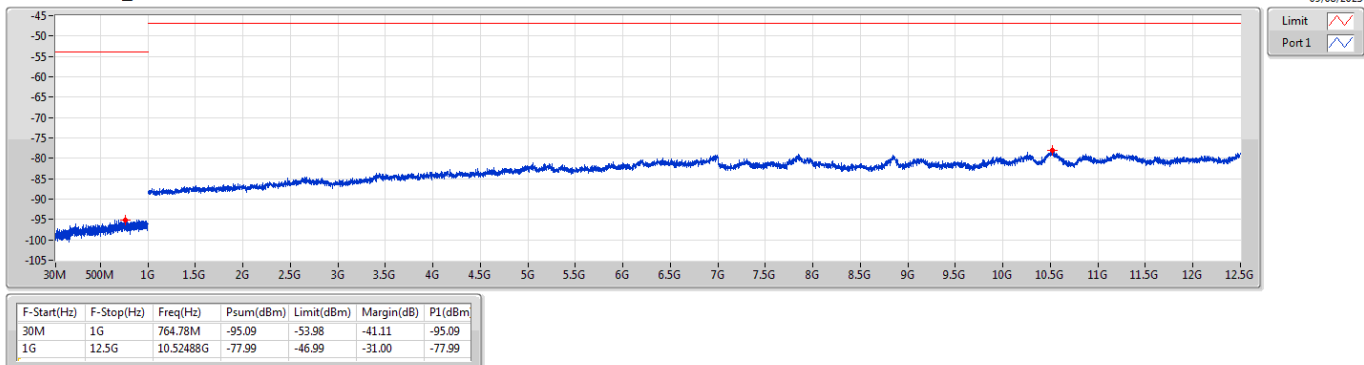
2480MHz_TnomVnom



BT-LE(125kbps)

CSE-RX-DTS

2480MHz_TnomVmin

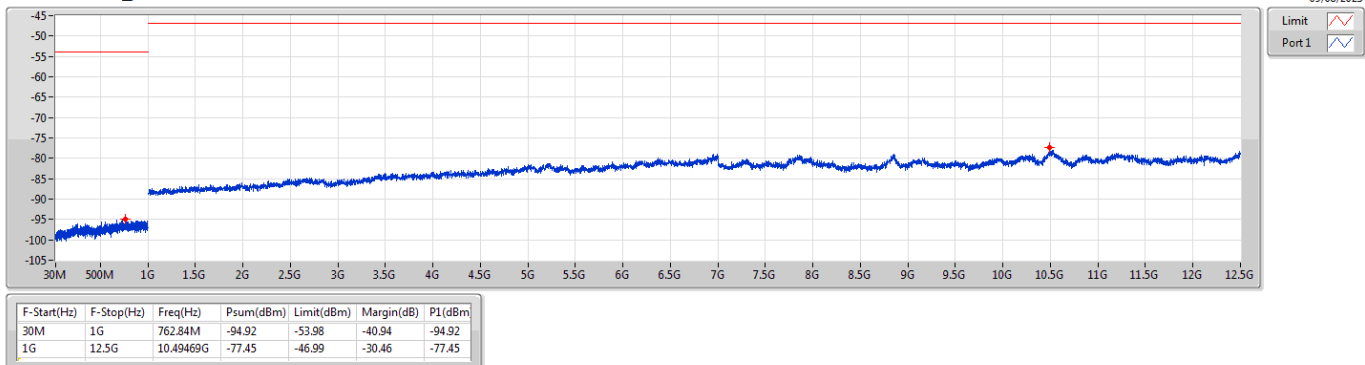




BT-LE(125kbps)

CSE-RX-DTS

2480MHz_TnomVmax



Summary

Mode	Result	F-Start (Hz)	F-Stop (Hz)	RBW (Hz)	Freq (Hz)	Psum (dBm)	Psum (nW)	Limit (dBm)	Limit (nW)
2.4-2.4835GHz	-	-	-	-	-	-	-	-	-
BT-LE(500kbps)	Pass	1G	12.5G	1M	10.51769G	-77.37	0.01832	-46.99	20

Result

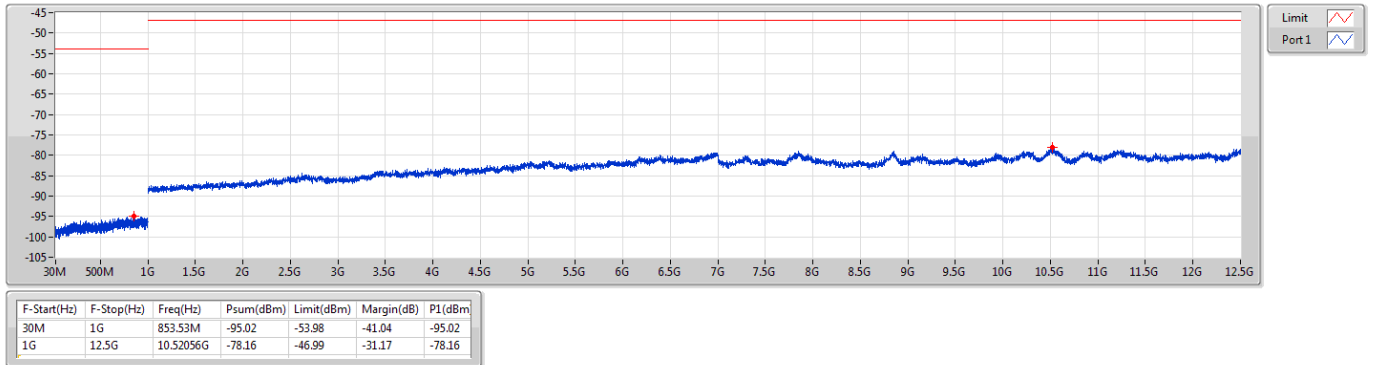
Mode	Result	F-Start (Hz)	F-Stop (Hz)	RBW (Hz)	Freq (Hz)	Psum (dBm)	Psum (nW)	Limit (dBm)	Limit (nW)
BT-LE(500kbps)	-	-	-	-	-	-	-	-	-
2402MHz_TnomVnom	Pass	30M	1G	100k	853.53M	-95.02	0.00031	-53.98	4
2402MHz_TnomVnom	Pass	1G	12.5G	1M	10.52056G	-78.16	0.01528	-46.99	20
2402MHz_TnomVmin	Pass	30M	1G	100k	890.39M	-95.26	0.0003	-53.98	4
2402MHz_TnomVmin	Pass	1G	12.5G	1M	10.50906G	-78.02	0.01578	-46.99	20
2402MHz_TnomVmax	Pass	30M	1G	100k	922.4M	-94.98	0.00032	-53.98	4
2402MHz_TnomVmax	Pass	1G	12.5G	1M	10.51481G	-78.14	0.01535	-46.99	20
2440MHz_TnomVnom	Pass	30M	1G	100k	823.46M	-94.74	0.00034	-53.98	4
2440MHz_TnomVnom	Pass	1G	12.5G	1M	10.51769G	-77.37	0.01832	-46.99	20
2440MHz_TnomVmin	Pass	30M	1G	100k	709.97M	-95.03	0.00031	-53.98	4
2440MHz_TnomVmin	Pass	1G	12.5G	1M	10.49181G	-77.90	0.01622	-46.99	20
2440MHz_TnomVmax	Pass	30M	1G	100k	872.45M	-94.13	0.00039	-53.98	4
2440MHz_TnomVmax	Pass	1G	12.5G	1M	10.48463G	-78.08	0.01556	-46.99	20
2480MHz_TnomVnom	Pass	30M	1G	100k	982.06M	-94.69	0.00034	-53.98	4
2480MHz_TnomVnom	Pass	1G	12.5G	1M	10.52919G	-78.15	0.01531	-46.99	20
2480MHz_TnomVmin	Pass	30M	1G	100k	939.38M	-94.68	0.00034	-53.98	4
2480MHz_TnomVmin	Pass	1G	12.5G	1M	10.51625G	-78.24	0.015	-46.99	20
2480MHz_TnomVmax	Pass	30M	1G	100k	935.5M	-94.88	0.00033	-53.98	4
2480MHz_TnomVmax	Pass	1G	12.5G	1M	10.51625G	-78.14	0.01535	-46.99	20



BT-LE(500kbps)

CSE-RX-DTS

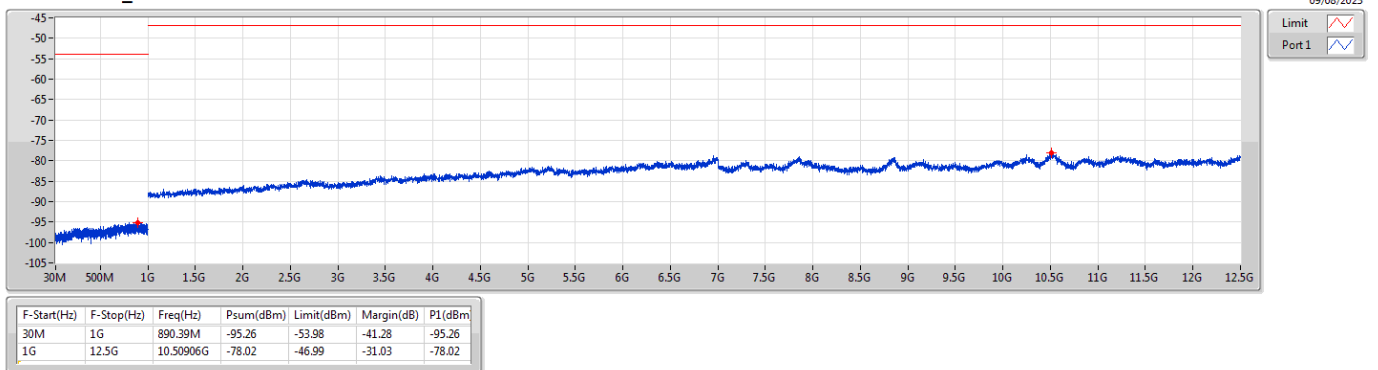
2402MHz_TnomVnom



BT-LE(500kbps)

CSE-RX-DTS

2402MHz_TnomVmin

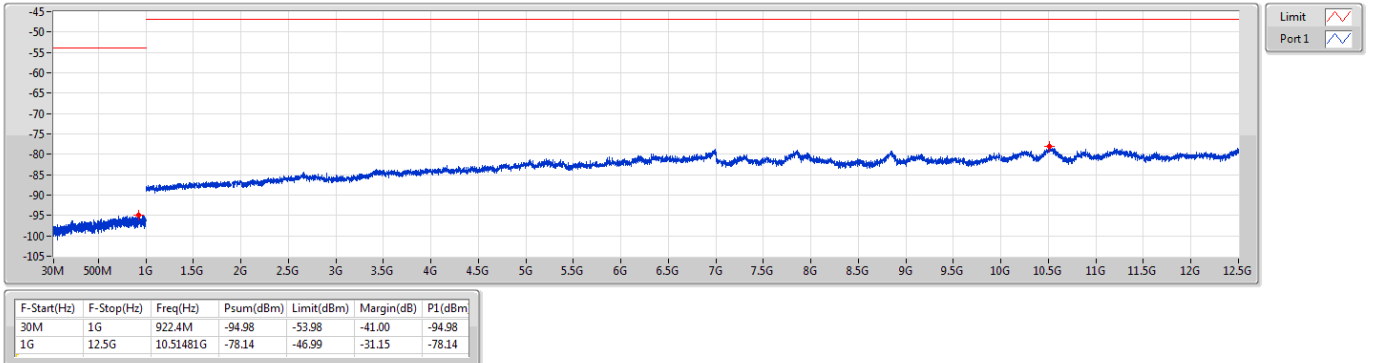




BT-LE(500kbps)

CSE-RX-DTS

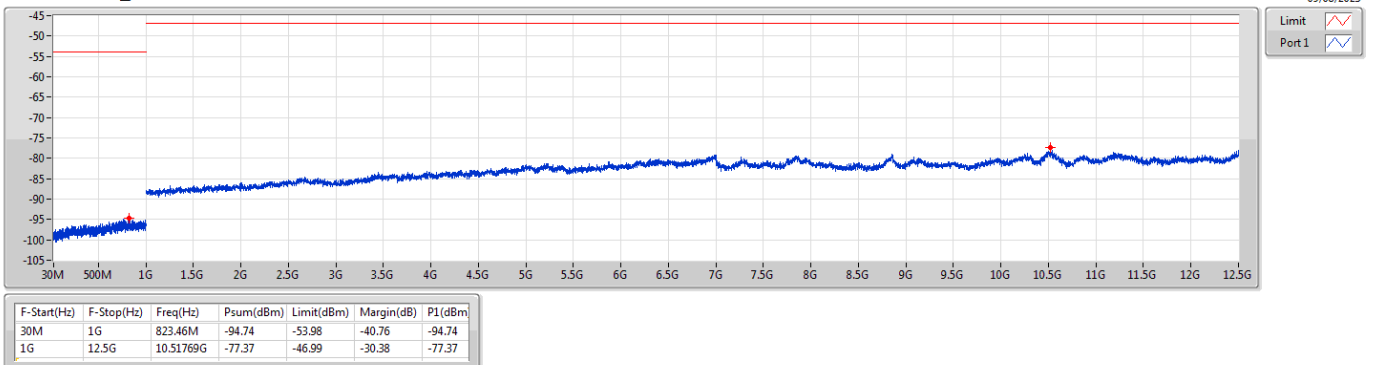
2402MHz_TnomVmax



BT-LE(500kbps)

CSE-RX-DTS

2440MHz_TnomVnom

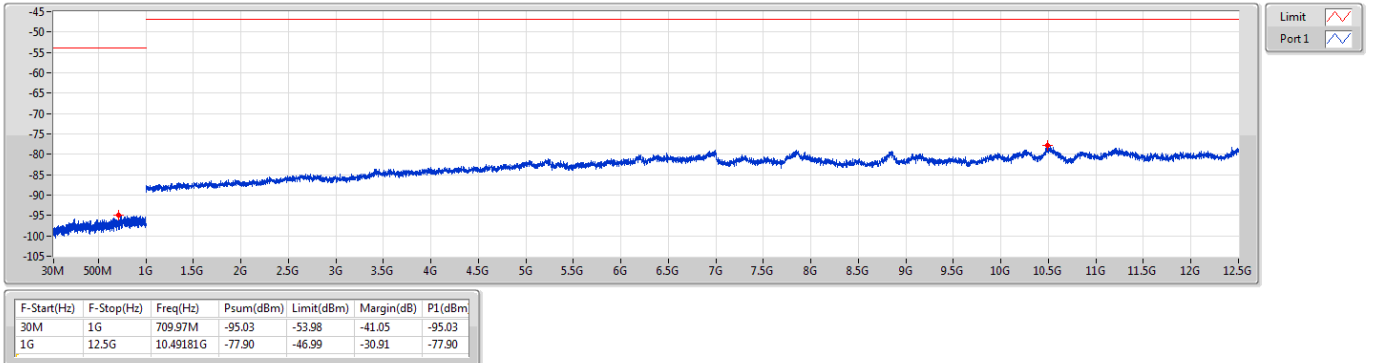




BT-LE(500kbps)

CSE-RX-DTS

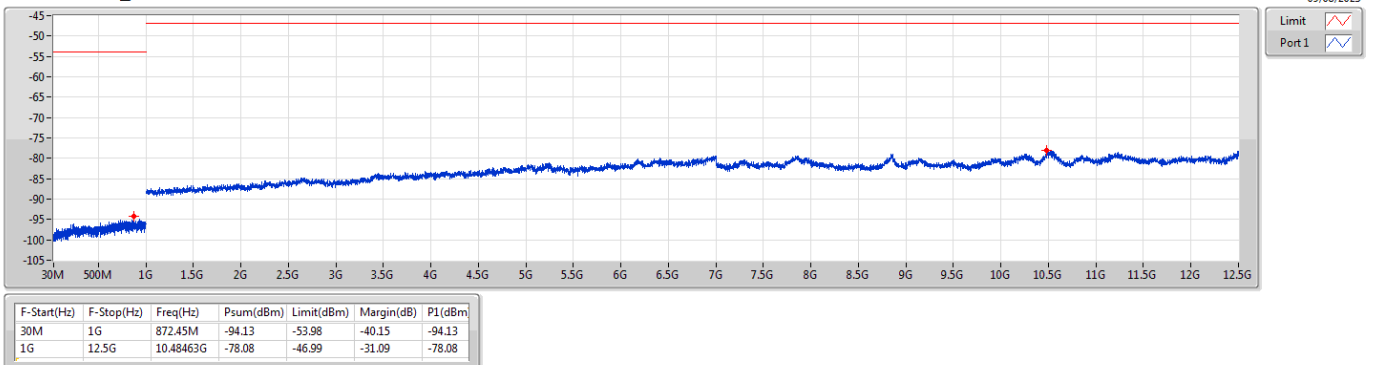
2440MHz_TnomVmin



BT-LE(500kbps)

CSE-RX-DTS

2440MHz_TnomVmax

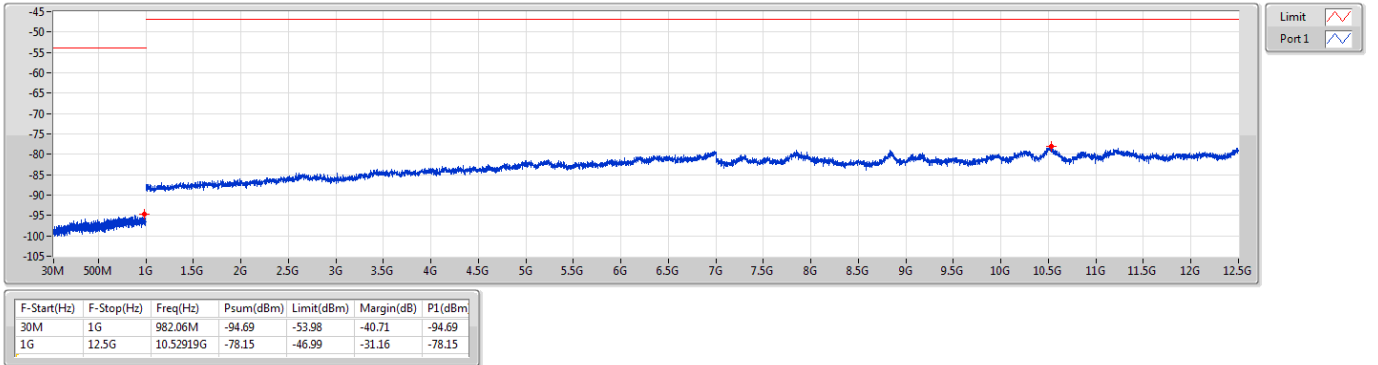




BT-LE(500kbps)

CSE-RX-DTS

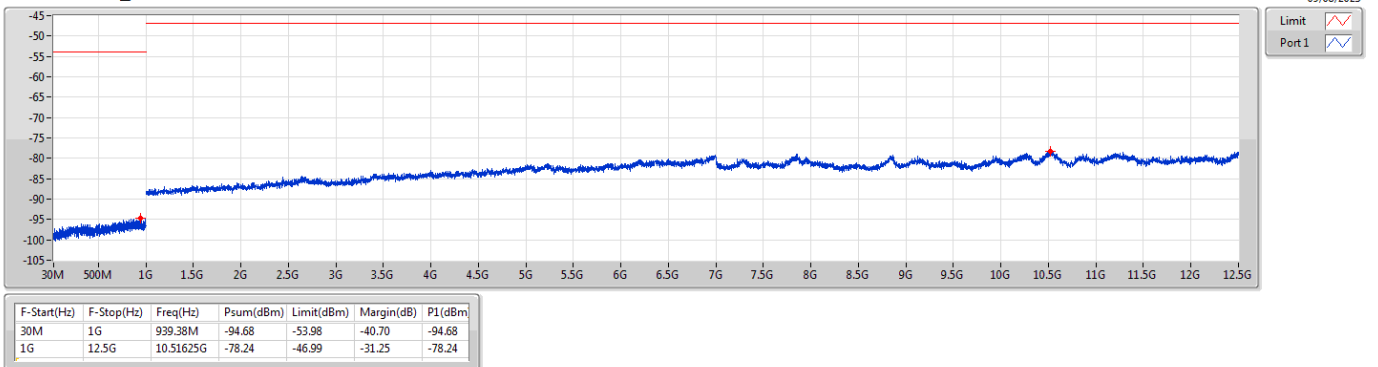
2480MHz_TnomVnom



BT-LE(500kbps)

CSE-RX-DTS

2480MHz_TnomVmin

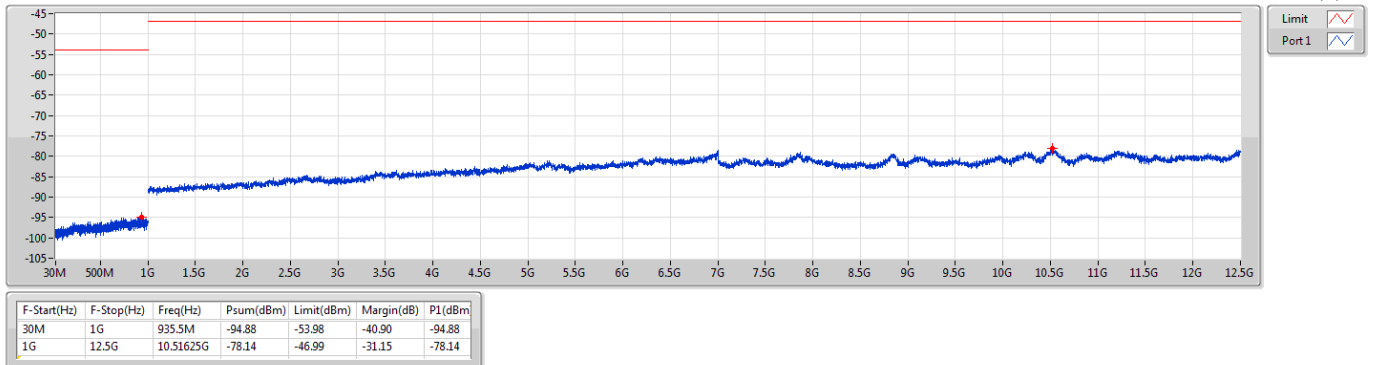




BT-LE(500kbps)

CSE-RX-DTS

2480MHz_TnomVmax



Summary

Mode	Result	F-Start (Hz)	F-Stop (Hz)	RBW (Hz)	Freq (Hz)	Psum (dBm)	Psum (nW)	Limit (dBm)	Limit (nW)
2.4-2.4835GHz	-	-	-	-	-	-	-	-	-
BT-LE(1Mbps)	Pass	1G	12.5G	1M	10.50619G	-77.81	0.01656	-46.99	20

Result

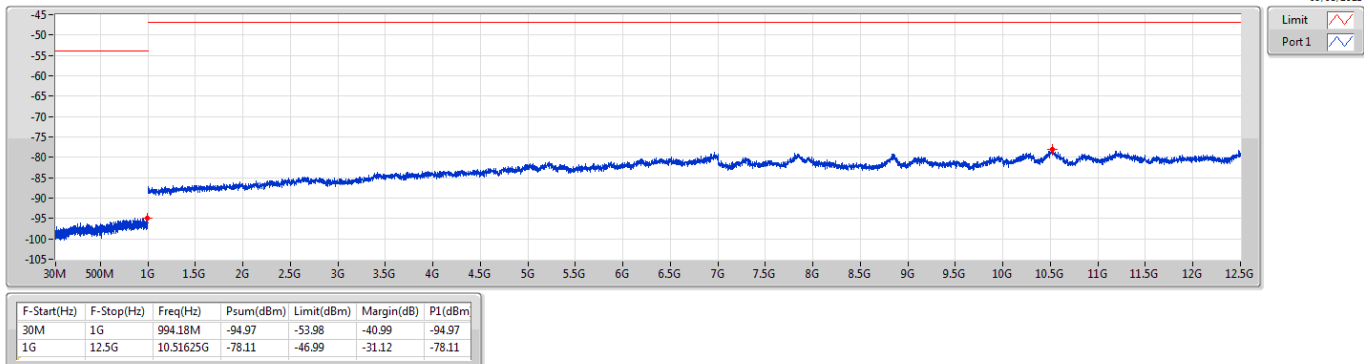
Mode	Result	F-Start (Hz)	F-Stop (Hz)	RBW (Hz)	Freq (Hz)	Psum (dBm)	Psum (nW)	Limit (dBm)	Limit (nW)
BT-LE(1Mbps)	-	-	-	-	-	-	-	-	-
2402MHz_TnomVnom	Pass	30M	1G	100k	994.18M	-94.97	0.00032	-53.98	4
2402MHz_TnomVnom	Pass	1G	12.5G	1M	10.51625G	-78.11	0.01545	-46.99	20
2402MHz_TnomVmin	Pass	30M	1G	100k	992.73M	-94.90	0.00032	-53.98	4
2402MHz_TnomVmin	Pass	1G	12.5G	1M	10.52344G	-77.94	0.01607	-46.99	20
2402MHz_TnomVmax	Pass	30M	1G	100k	810.37M	-94.89	0.00032	-53.98	4
2402MHz_TnomVmax	Pass	1G	12.5G	1M	10.52919G	-77.87	0.01633	-46.99	20
2440MHz_TnomVnom	Pass	30M	1G	100k	961.2M	-94.80	0.00033	-53.98	4
2440MHz_TnomVnom	Pass	1G	12.5G	1M	10.48319G	-78.30	0.01479	-46.99	20
2440MHz_TnomVmin	Pass	30M	1G	100k	968.48M	-94.81	0.00033	-53.98	4
2440MHz_TnomVmin	Pass	1G	12.5G	1M	12.49856G	-78.04	0.0157	-46.99	20
2440MHz_TnomVmax	Pass	30M	1G	100k	763.32M	-94.95	0.00032	-53.98	4
2440MHz_TnomVmax	Pass	1G	12.5G	1M	12.48706G	-78.12	0.01542	-46.99	20
2480MHz_TnomVnom	Pass	30M	1G	100k	916.58M	-95.09	0.00031	-53.98	4
2480MHz_TnomVnom	Pass	1G	12.5G	1M	10.53206G	-77.91	0.01618	-46.99	20
2480MHz_TnomVmin	Pass	30M	1G	100k	774.96M	-94.48	0.00036	-53.98	4
2480MHz_TnomVmin	Pass	1G	12.5G	1M	10.50619G	-77.81	0.01656	-46.99	20
2480MHz_TnomVmax	Pass	30M	1G	100k	985.45M	-94.82	0.00033	-53.98	4
2480MHz_TnomVmax	Pass	1G	12.5G	1M	10.49756G	-77.93	0.01611	-46.99	20



BT-LE(1Mbps)

CSE-RX-DTS

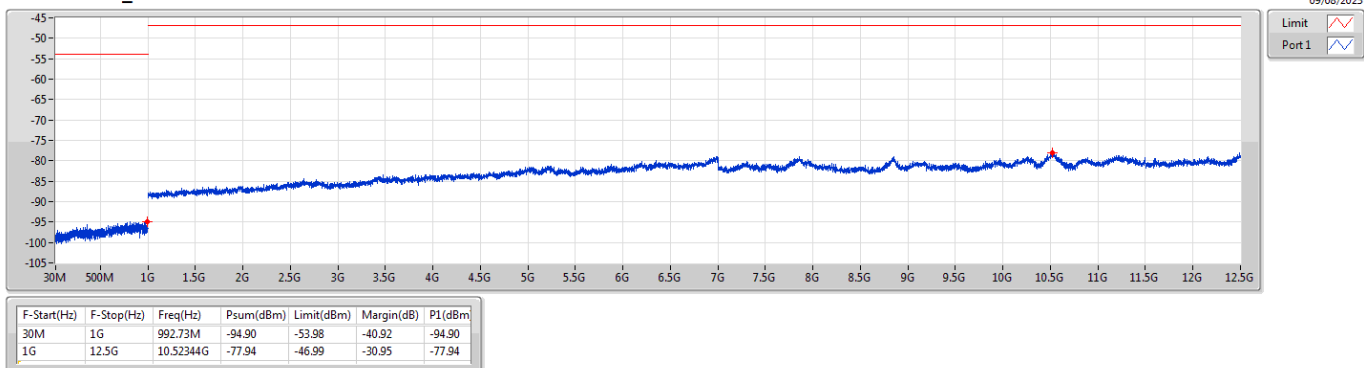
2402MHz_TnomVnom



BT-LE(1Mbps)

CSE-RX-DTS

2402MHz_TnomVmin

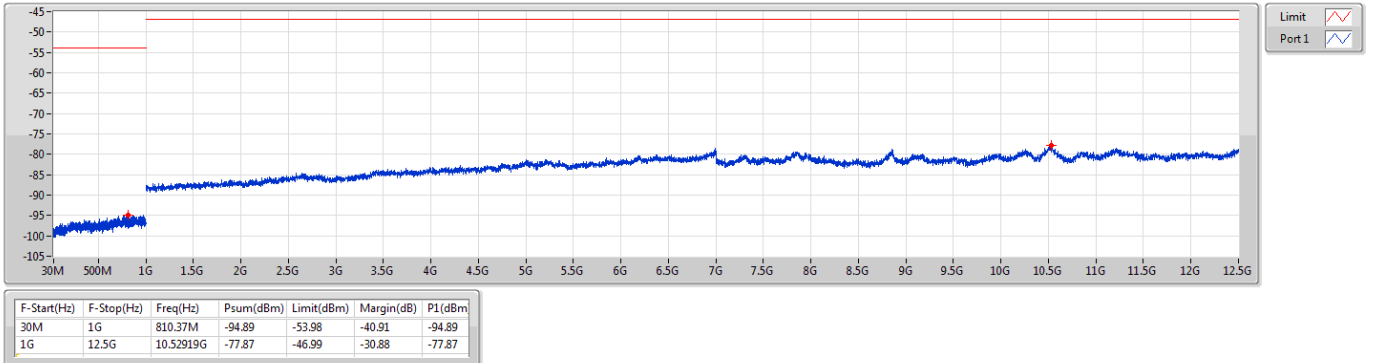




BT-LE(1Mbps)

CSE-RX-DTS

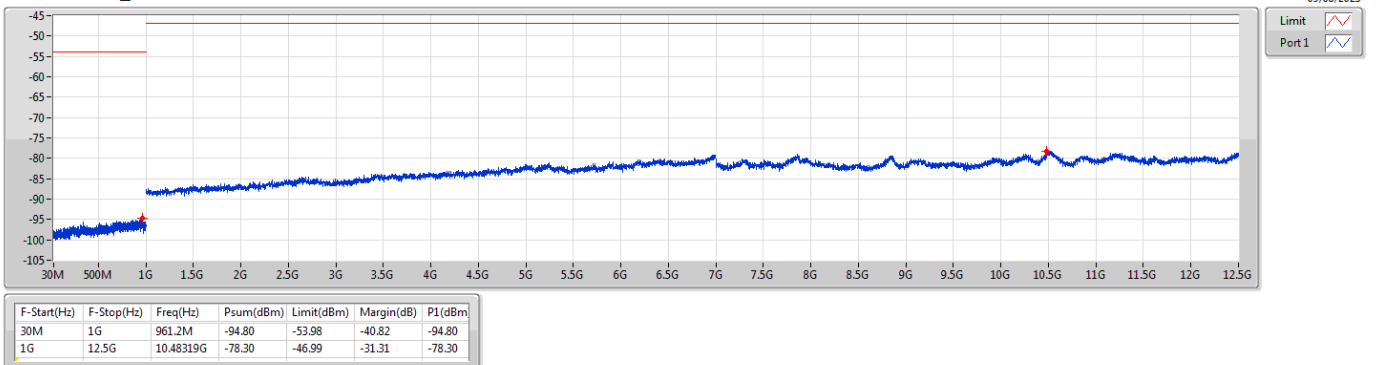
2402MHz_TnomVmax



BT-LE(1Mbps)

CSE-RX-DTS

2440MHz_TnomVnom

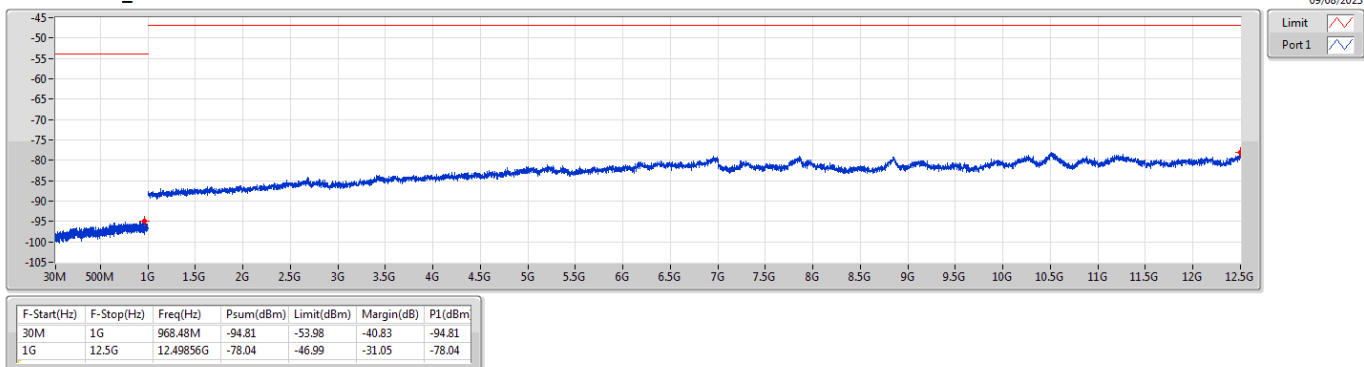




BT-LE(1Mbps)

CSE-RX-DTS

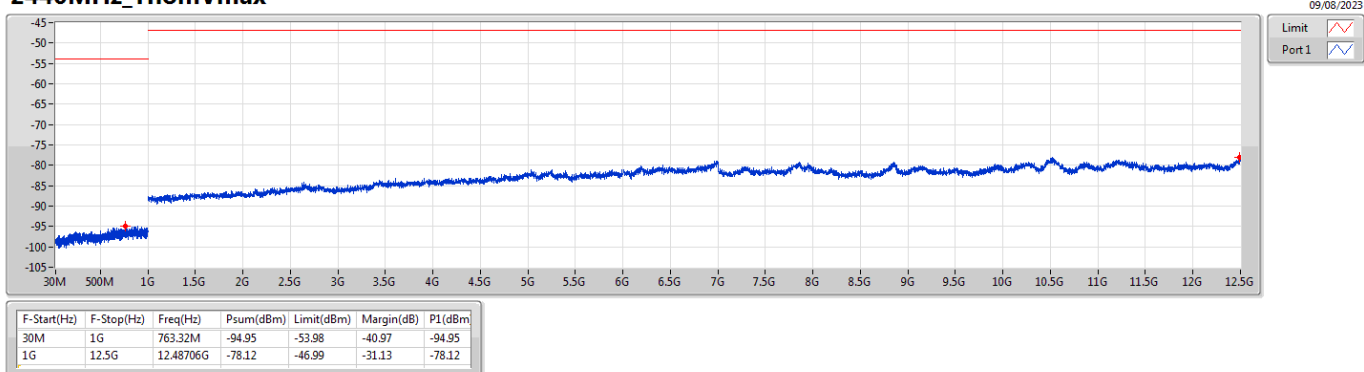
2440MHz_TnomVmin



BT-LE(1Mbps)

CSE-RX-DTS

2440MHz_TnomVmax

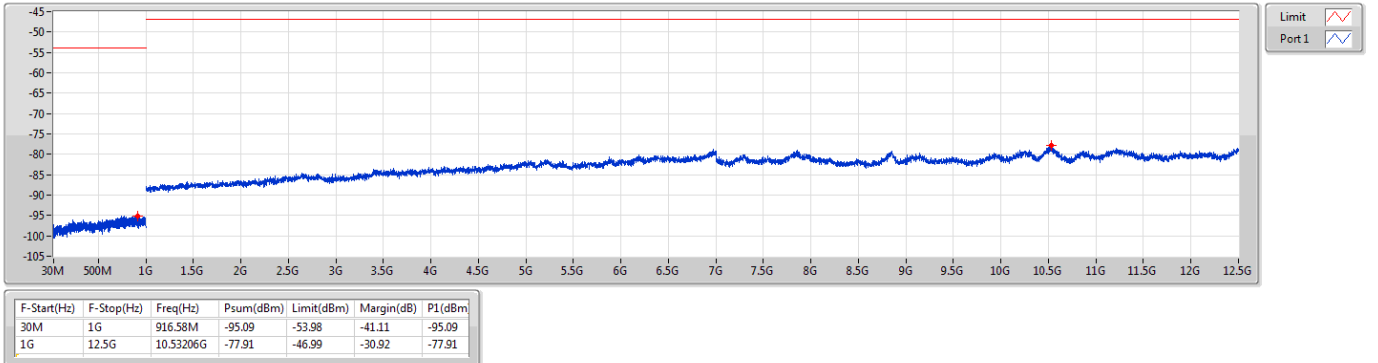




BT-LE(1Mbps)

CSE-RX-DTS

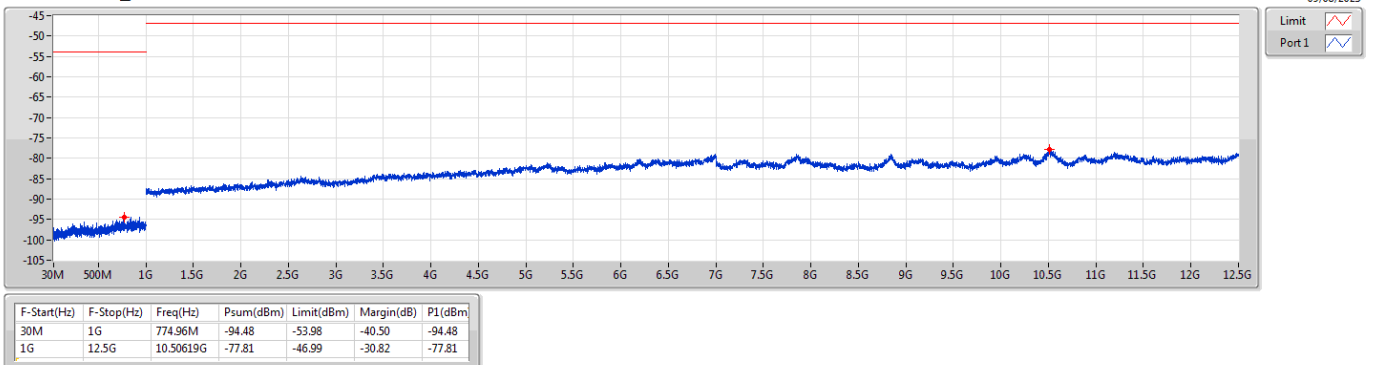
2480MHz_TnomVnom



BT-LE(1Mbps)

CSE-RX-DTS

2480MHz_TnomVmin

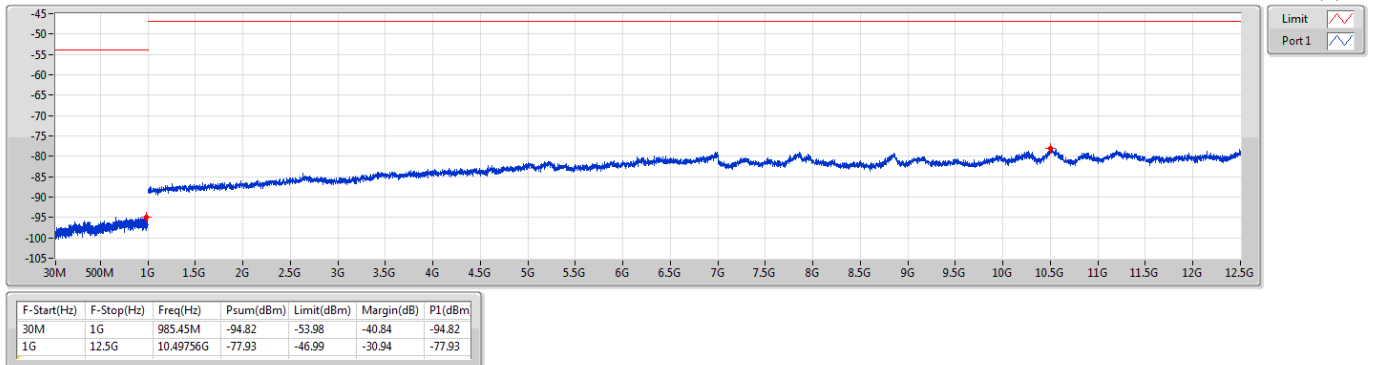




BT-LE(1Mbps)

CSE-RX-DTS

2480MHz_TnomVmax



Summary

Mode	Result	F-Start (Hz)	F-Stop (Hz)	RBW (Hz)	Freq (Hz)	Psum (dBm)	Psum (nW)	Limit (dBm)	Limit (nW)
2.4-2.4835GHz	-	-	-	-	-	-	-	-	-
BT-LE(2Mbps)	Pass	1G	12.5G	1M	10.52631G	-77.68	0.01706	-46.99	20

Result

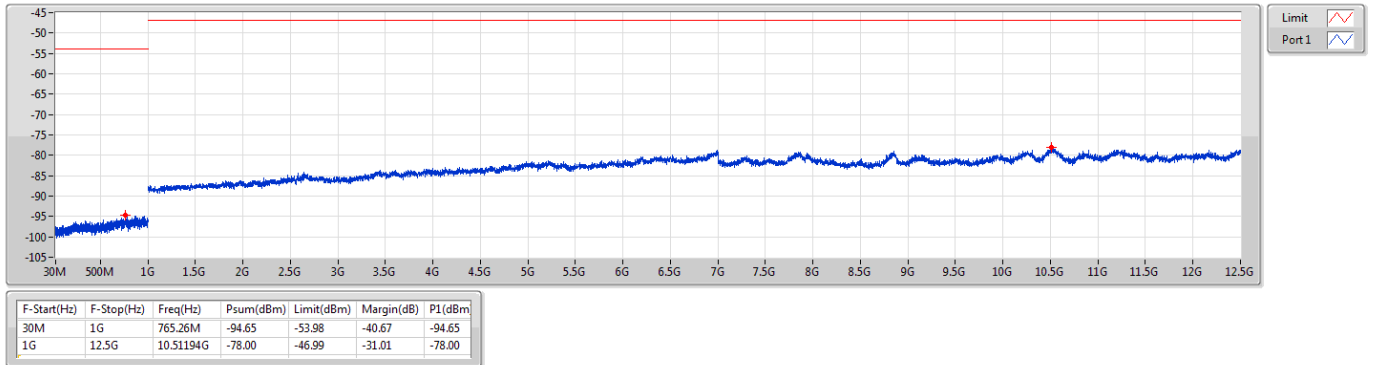
Mode	Result	F-Start (Hz)	F-Stop (Hz)	RBW (Hz)	Freq (Hz)	Psum (dBm)	Psum (nW)	Limit (dBm)	Limit (nW)
BT-LE(2Mbps)	-	-	-	-	-	-	-	-	-
2402MHz_TnomVnom	Pass	30M	1G	100k	765.26M	-94.65	0.00034	-53.98	4
2402MHz_TnomVnom	Pass	1G	12.5G	1M	10.51194G	-78.00	0.01585	-46.99	20
2402MHz_TnomVmin	Pass	30M	1G	100k	837.53M	-94.83	0.00033	-53.98	4
2402MHz_TnomVmin	Pass	1G	12.5G	1M	10.5105G	-78.13	0.01538	-46.99	20
2402MHz_TnomVmax	Pass	30M	1G	100k	762.35M	-94.53	0.00035	-53.98	4
2402MHz_TnomVmax	Pass	1G	12.5G	1M	10.51481G	-78.02	0.01578	-46.99	20
2440MHz_TnomVnom	Pass	30M	1G	100k	765.26M	-94.84	0.00033	-53.98	4
2440MHz_TnomVnom	Pass	1G	12.5G	1M	10.50906G	-77.99	0.01589	-46.99	20
2440MHz_TnomVmin	Pass	30M	1G	100k	897.18M	-94.99	0.00032	-53.98	4
2440MHz_TnomVmin	Pass	1G	12.5G	1M	10.51625G	-78.17	0.01524	-46.99	20
2440MHz_TnomVmax	Pass	30M	1G	100k	962.17M	-95.08	0.00031	-53.98	4
2440MHz_TnomVmax	Pass	1G	12.5G	1M	10.53494G	-78.26	0.01493	-46.99	20
2480MHz_TnomVnom	Pass	30M	1G	100k	1G	-94.44	0.00036	-53.98	4
2480MHz_TnomVnom	Pass	1G	12.5G	1M	10.522G	-77.89	0.01626	-46.99	20
2480MHz_TnomVmin	Pass	30M	1G	100k	938.41M	-94.79	0.00033	-53.98	4
2480MHz_TnomVmin	Pass	1G	12.5G	1M	10.52631G	-77.68	0.01706	-46.99	20
2480MHz_TnomVmax	Pass	30M	1G	100k	938.89M	-94.69	0.00034	-53.98	4
2480MHz_TnomVmax	Pass	1G	12.5G	1M	10.522G	-78.13	0.01538	-46.99	20



BT-LE(2Mbps)

CSE-RX-DTS

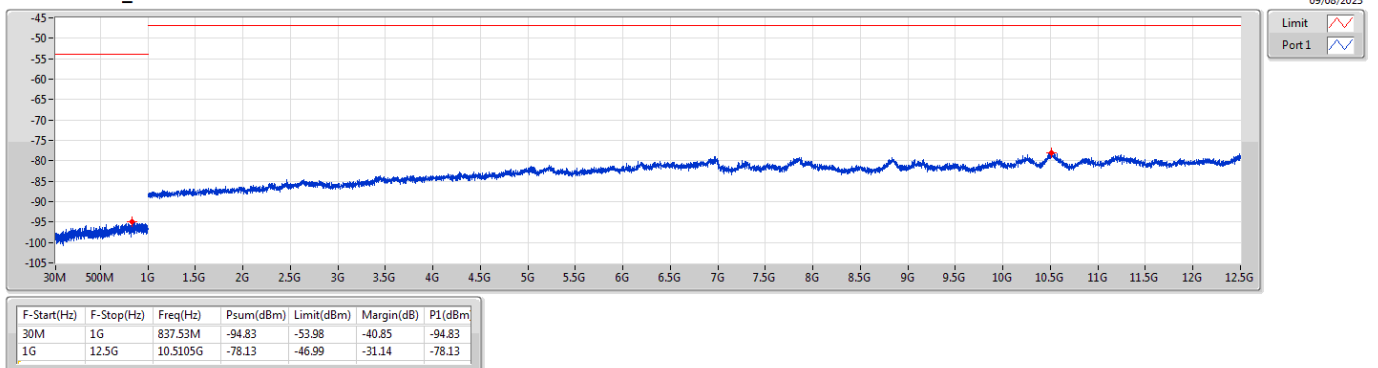
2402MHz_TnomVnom



BT-LE(2Mbps)

CSE-RX-DTS

2402MHz_TnomVmin

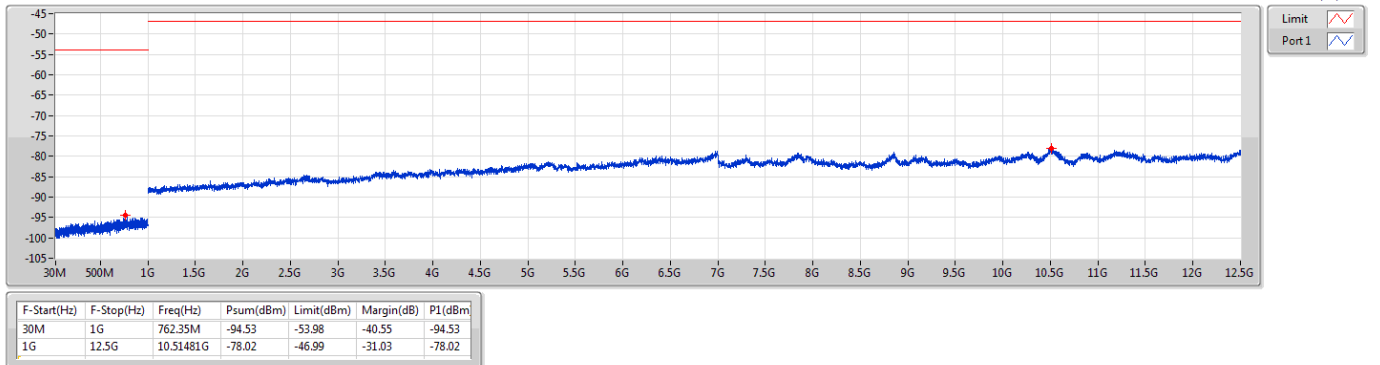




BT-LE(2Mbps)

CSE-RX-DTS

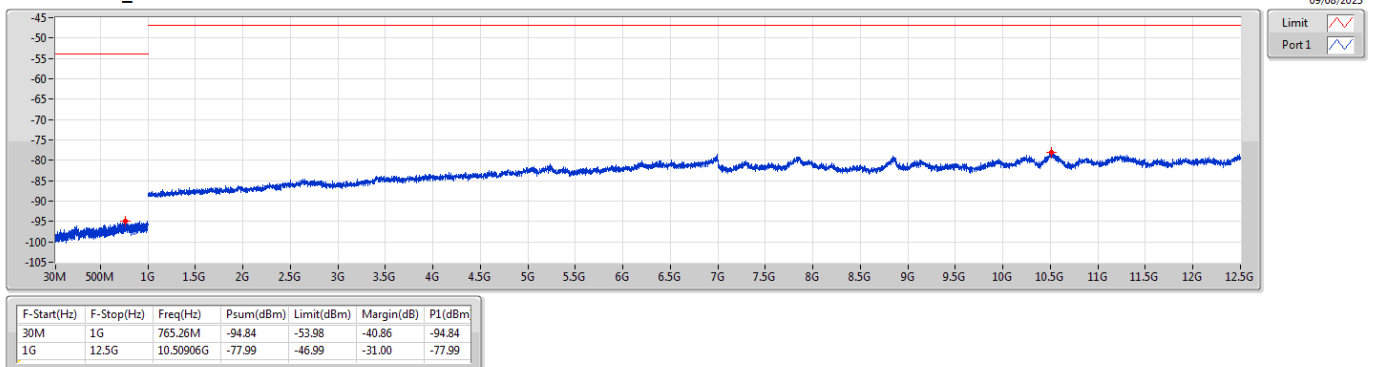
2402MHz_TnomVmax



BT-LE(2Mbps)

CSE-RX-DTS

2440MHz_TnomVnom

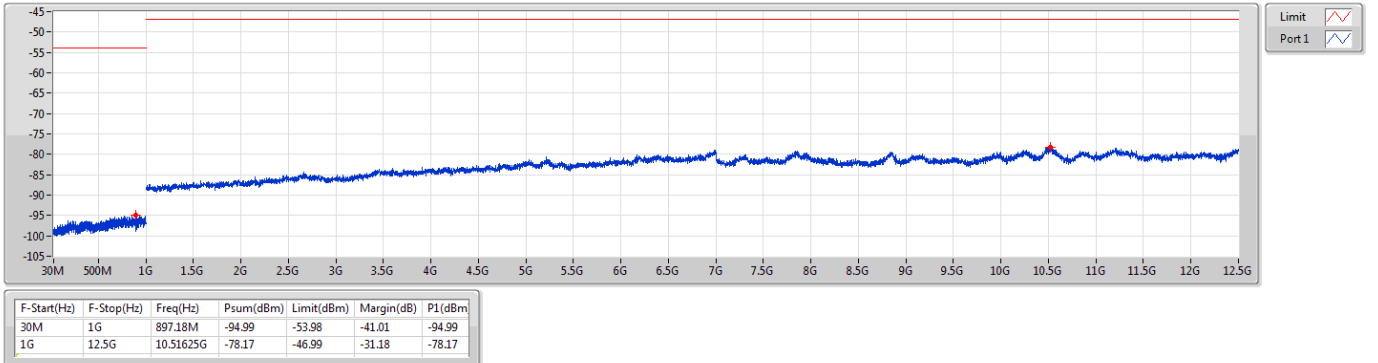




BT-LE(2Mbps)

CSE-RX-DTS

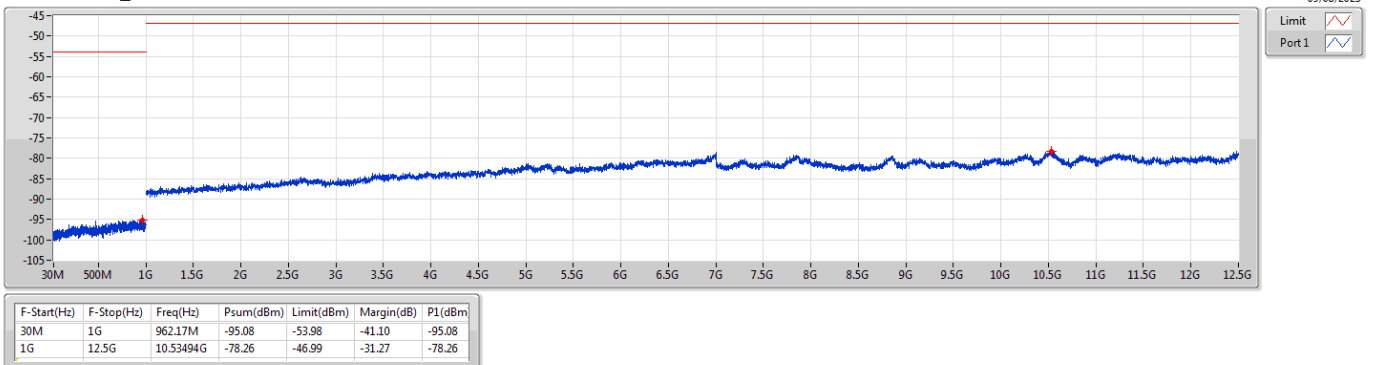
2440MHz_TnomVmin



BT-LE(2Mbps)

CSE-RX-DTS

2440MHz_TnomVmax

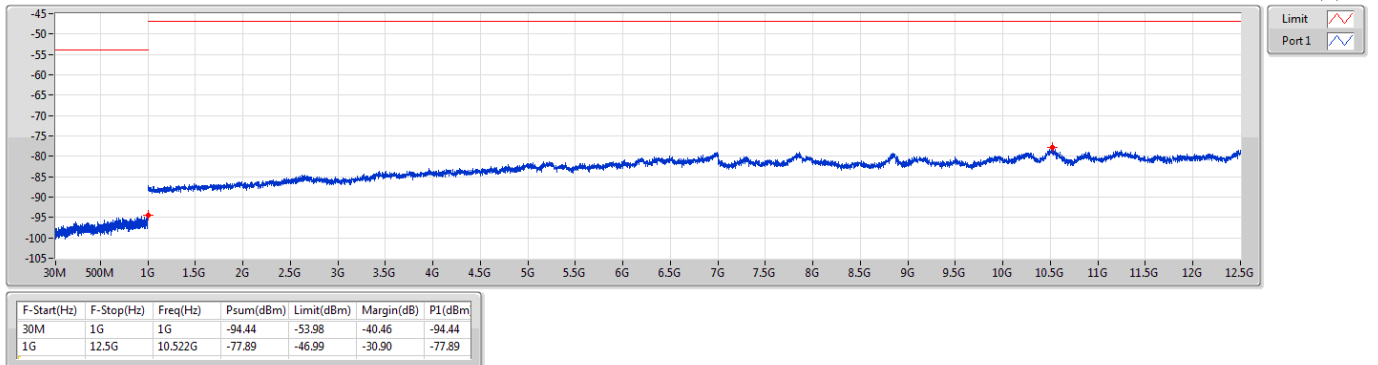




BT-LE(2Mbps)

CSE-RX-DTS

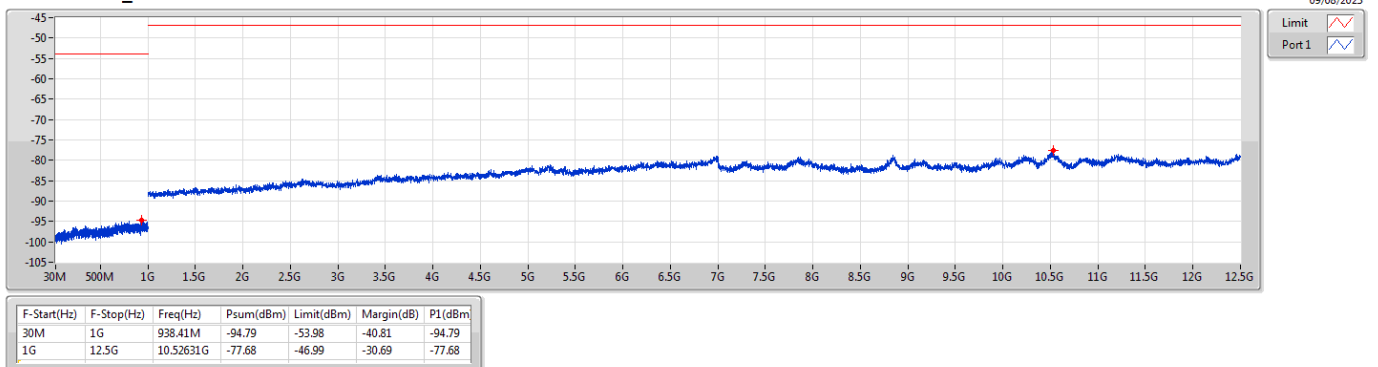
2480MHz_TnomVnom



BT-LE(2Mbps)

CSE-RX-DTS

2480MHz_TnomVmin





BT-LE(2Mbps)

CSE-RX-DTS

2480MHz_TnomVmax

